



**PRA**TT

FINE ARTS  
|  
CENTER

**SPRING 2012**

The Place to Make **ART**

CLASSES  
STUDIO RENTAL  
EXHIBITIONS  
EVENTS



Cover image:  
Whiting Tennis, Blue Robot  
Photo courtesy of artist

We are pleased to have Whiting Tennis at Pratt as part of our Master Artist Program. A Seattle based artist, he received his BFA from the University of Washington. His work can be found in many private and museum collections across the country, and he shows at Greg Kucera Gallery in Seattle and Derek Eller Gallery in New York. His paintings, maquettes and sculpture use common if not weathered and worn materials. They have a history, often an anthropomorphic quality and they quietly speak to the viewer without any explanation.

To see more of Whiting's work go to: [www.gregkucera.com](http://www.gregkucera.com)

## pratt programs

**Adult Education:** All year, Pratt offers classes, workshops, and intensives for beginning to advanced students in drawing, painting, printmaking, sculpture, glass, jewelry, metal-smithing, and more. As a non-accredited education center, Pratt's classes are open to everyone.

**Youth and Teen Education:** Pratt's longstanding Youth Art Works program offers free art classes to youth, kindergarten to eighth grade, as well as after-school programs for partnering community organizations. For teens, we offer a summer camp and classes designed to introduce this age group to all of the disciplines taught at Pratt.

**Visiting and Master Artists:** Throughout the year, Pratt invites artists of international and national renown to teach master-level workshops. In addition to sharing their specialized skills and inspiration, many of the artists present free exhibitions and lectures that are open to the public.

**Professional Artist-in-Residence:** As part of our Master Artist Program, Pratt provides one professional artist each year with month-long residencies in our specialized studios, along with access to experienced assistants to help them explore the potential of new materials and processes.

**Events and Exhibitions:** From art exhibitions at our gallery space in Pioneer Square to free artist lectures, open houses, and fundraising events throughout the year, Pratt presents opportunities for everyone to participate in and enjoy the visual arts.

**Scholarships and Tuition Assistance:** As part of our commitment to make classes affordable to everyone, Pratt offers an array of financial support programs. In addition, tuition for all Pratt classes is subsidized by supporters.

**Custom Classes and Group Art Events:** From private classes to large events, Pratt can design and deliver specialized, hands-on learning experiences.

**Studio Rental Program:** Serving more than 500 people annually, Pratt rents its studios, equipment and tools to artists at all levels. Beginners practice technique and search for artistic voice while professional artists depend on access to Pratt's industrial equipment.

**New! Color Processor:** Pratt Fine Arts Center has a new color darkroom and will now be the only facility in Seattle offering analog color printing. The new darkroom will allow renters to print color images up to 30" using color film negatives and will be available for daily rental.

**\$5 Fridays:** Students currently enrolled in classes lasting four weeks or longer are eligible. Hone your skills between classes in a supervised studio environment for only \$5 a day.

For more information on all of these programs please visit [www.pratt.org](http://www.pratt.org), call 206.328.2200, or email [info@pratt.org](mailto:info@pratt.org).

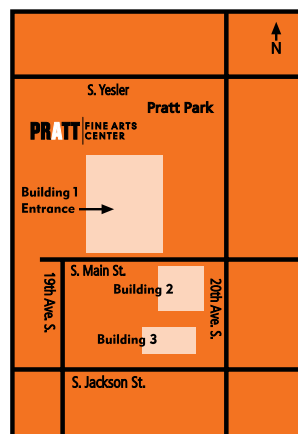
## pratt location

Pratt Fine Arts Center is located in Seattle's Central District neighborhood in and adjacent to Pratt Park.

1902 South Main Street  
Seattle, WA 98144-2206  
Phone: 206.328.2200  
Fax: 206.328.1260  
Email: [info@pratt.org](mailto:info@pratt.org)  
[www.pratt.org](http://www.pratt.org)

### ACCESSIBILITY

Assistance is available for all persons with disabilities. We will make every reasonable effort to ensure that classes are accessible. If you are in need of special services, please notify Pratt in writing along with your registration and specify your request. If you have questions, please call 206.328.2200.



# table of contents

- 2 Membership Information
- 3 Drawing & Painting
- 6 Printmaking
- 9 Diverse Disciplines
- 10 Sculpture
- 14 Glass
- 19 Jewelry/Metalsmithing
- 21 Youth Art Works
- 23 Registration Form and Policies
- 25 Events Calendar

Pratt Fine Arts Center was founded in 1976 by the City of Seattle's Parks and Recreation Department to provide visual arts training to the Central District, Seattle's most diverse neighborhood. In 1982, Pratt was established as a 501(c)3 nonprofit organization, and today provides educational opportunities and studio access each year to over 3500 students and 500 artists.

Pratt Fine Arts Center makes art accessible to everyone, offering a place for spirited exchange, self-expression, and personal transformation through creativity. Pratt is dedicated to fostering artistic development and engagement locally, nationally, and internationally. Pratt is a unique multidisciplinary visual arts resource providing education and instruction, community programs, and professionally equipped art making facilities.



Photo by James Harnois

## a lasting tribute

Pratt Fine Arts Center is named in honor of Edwin T. Pratt



A prominent local civil rights leader, Edwin T. Pratt served as Executive Director of the Seattle Urban League in the mid-1960s. His assassination in 1969 by unknown assailants was felt by many Seattleites who depended on Pratt's calm leadership during a period of social upheaval.

Born on December 6, 1930 in Miami, Florida, Edwin T. Pratt graduated from Clark College in Atlanta and received his master's degree in social work from

Atlanta University. He worked for the Urban League in Cleveland and Kansas City before moving to Seattle in 1956. Five years later as director of the Urban League, he developed the Triad Plan for desegregation of Seattle schools. Later, he led an initiative to create equal housing opportunities.

Since 1976, Pratt Fine Arts Center has been proud to serve as a lasting tribute to a man who devoted his life to improving the quality of life for all people.

## membership at pratt

Members play a vital role in Pratt Fine Arts Center's success. Membership fees help support our dynamic programs and facility. It is the creative energy of members that makes Pratt such a unique place! Becoming a member is also a great way to stay up-to-date about Pratt's gallery programs, art lectures, and newly introduced classes and workshops. Become a Pratt member today!

## membership levels

### Apprentice \$50

- Discounts at Member Partner stores
- Early entry to select events

### Journeyman \$75 *All benefits of the Apprentice level plus:*

- Opportunity to access studios on a rental basis as an independent artist

### Master \$120 *All benefits of Journeyman level plus:*

- 10% discount on all classes & workshops, with the exception of certain programs
- Early Registration for classes & workshops

## join our creative community – become a studio renter!

It can be difficult and expensive to set up your own studio with all the equipment you need to reach your full creative potential (not to mention the maintenance!). That's why renting studio time at Pratt is such a great opportunity! Not only will you have access to Pratt's industrial equipment along with a wide variety of small tools, you will also have access to one of the largest most diverse creative environments in Seattle. Most of our studios are available on a daily or monthly basis with some equipment available on an hourly basis. All you need to do to get started as a Studio Renter is become a member of Pratt at the Journeyman or Master level and schedule a free studio rental orientation and test.

## tuition assistance

A limited amount of financial assistance is available each quarter to adults and youth who otherwise cannot afford to participate in classes and workshops. Applications for Tuition Assistance for Spring Quarter are due on 3/1/2012 and available at [www.pratt.org](http://www.pratt.org).

## scholarships

Pratt offers several distinct merit- and financial-need based scholarships each year to adults and teens, artists of color, and emerging and established artists. 2012 – 2013 applications and information will be available on 4/1/2012 and due 7/1/2012. For more information, please visit [www.pratt.org](http://www.pratt.org).

## thanks to our sponsors & funders



M.J. Murdock  
Charitable Trust

WINDGATE  
CHARITABLE  
FOUNDATION



THE PAUL G. ALLEN  
FAMILY *foundation*



Adobe  
Foundation



Microsoft



*D. V. and Ida J.  
McEachern  
Charitable Trust*



Jon & Mary Shirley Foundation | Wyman Youth Trust | Avanti Art & Design | Benaroya Foundation | Chihuly Studios  
Nintendo of America | Space Needle LLC | Fales Foundation Trust | Harrington-Schiff Foundation | Piedmont Distillers  
Ignition Northwest | Bullseye Glass | Xfinity by Comcast | MM&I Consulting | Peterson Sullivan LLP  
Seattle Print Arts | Sound Spirits | Hot Cakes Confections | Wet Dog Glass

# drawing & painting



Chandler Woodfin, Untitled, Charcoal  
Photo by the artist

## Drawing Fundamentals

Drawing is the foundation of the visual arts and anyone can learn to draw. These classes take a contemporary and individualized approach to the basics of drawing and offer 'out-of-the-box' approaches to tackle basic drawing issues. Learn to render realistically using line and contour, shape and form, light and shadow, space and depth, proportion and perspective. Get acquainted with a range of drawing materials to translate perceptions onto paper and learn the principles of composition. Prerequisite: None

**Class # 2616 • Will Bonner**  
Tues, 9am-1pm, 4/24 - 6/12  
8 Sessions  
Non-member: \$340 / Master Member: \$307

**Class # 2615 • Alice Case**  
Mon, 9am-1pm, 4/30 - 6/11 (no class 5/28)  
6 Sessions  
Non-member: \$255 / Master Member: \$230

**Class # 2618 • Michael Lorefica**  
Mon, 6-10pm, 4/23 - 6/11  
8 Sessions  
Non-member: \$340 / Master Member: \$307

**Class # 2617 • Jane Richlovsky**  
Wed, 6:30-9:30pm, 4/25 - 6/13  
8 Sessions  
Non-member: \$340 / Master Member: \$307

## NEW Workshop: Acrylic Painting Fundamentals

Explore the basics of this versatile medium by learning about washes, thick impasto, glazes, and more. Demonstrations, discussions, and individual instruction will cover issues of color, design principles, paint consistency, and application. You will be introduced to compatible, non-acrylic materials to add to your paintings. Experimentation and the development of personal artistic process and direction will be encouraged. Prerequisite: None

**Class # 2620 • Aaron J. Power**  
Sat-Sun, 10am-6pm, 5/19 - 5/20  
2 Sessions  
Non-member: \$190 / Master Member: \$171

## Oil Painting Fundamentals

Oil painting is a vibrant and versatile medium. In this beginning class, learn the basics from preparing surfaces and choosing and organizing your color palette, to exploring brushwork and painting mediums. You will work from a variety of sources including still lifes and historical references. While developing skills in oils, you will learn how to create structure, volume, and atmosphere in your painting by using value, color, and brush work. A particular focus will be on the important role of value (light and dark) in painting. Prerequisite: None

**Class # 2621 • Emily Gherard**  
Tues, 9am-1pm, 4/24 - 6/12  
8 Sessions  
Non-member: \$340 / Master Member: \$307

**Class # 2622 • Emily Gherard**  
Thurs, 9am-1pm, 4/26 - 6/14v  
8 Sessions  
Non-member: \$340 / Master Member: \$307

## Acrylic Painting Fundamentals

This class will cover the fundamentals of painting with acrylics. Explore a variety of techniques and applications focusing on the versatility of acrylic paint. Learn basic painting concepts and studio practices to make your foray into painting safe, easy, and fun. Learn color, paint application, and composition while studying from still life, landscape, and exploring abstraction. Prerequisite:

**Class # 2765 • Aaron J. Power**  
Wed, 9am-1pm, 5/9 - 6/20  
7 Sessions  
Non-member: \$320 / Master Member: \$288

## Watercolor Fundamentals

Learn traditional watercolor techniques such as wash, wet into wet, dry brush and much more. Learn to combine watercolor with drawing media and materials such as ink and graphite. You will be encouraged to work with subject matter ranging from still lifes and photographs to abstraction and imagination. The skills you will gain can be used in illustration or fine art. Prerequisite: None

**Class # 2740 • Yulia Chubotin**  
Sun, 2-6pm, 4/22 - 6/10  
8 Sessions  
Non-member: \$340 / Master Member: \$306

## Figure Drawing

Working from a live model is a great way to hone your drawing skills and learn to translate what you see into a drawing. This fun and challenging class demystifies the drawing process by applying techniques also presented in the Drawing Fundamentals class - line, form, value, and scale - to the figure. Develop a more confident connection between what you see and what you render. Prerequisite: None

**Class # 2626 • Jeanne Marie Ferraro**  
Tues, 6-10pm, 4/24 - 6/12  
8 Sessions  
Non-member: \$360 / Master Member: \$324

## Introduction to Children's Picture Book Illustration

Do you have a children's picture book idea just waiting to be discovered? This class will give you creative tools to help with visual storytelling, character development, and making story boards and book dummies. Learn how to find your place in the children's book market and create original art for a professional portfolio. Prerequisite: None

**Class # 2738 • Rollin Thomas, Doug Keith**  
Wed, 9am-1pm, 4/25 - 6/13  
8 Sessions  
Non-member: \$370 / Master Member: \$333

## Intermediate Classes

### Change You Can Believe In

This class is designed for continuing students who wish to focus their studies in a studio environment. It welcomes a range of art practitioners working in oils and acrylics and all types of drawing mediums. You are free to choose your own subject matter. Mixed media and abstract artists are encouraged to attend. This is an ideal class for anyone who wishes to develop a strong body of work. Bring a sketch pad and any drawing medium to the first class and we will discuss future supplies needed depending on your interests. Prerequisite: Drawing and/or Painting Fundamentals

**Class # 2629 • Will Bonner**

**Mon-Tues, 1:30-5:30pm, 4/23 - 5/15**

**8 Sessions**

**Non-member: \$340 / Master Member: \$306**

**Class # 2628 • Will Bonner**

**Mon-Tues, 1:30-5:30pm, 5/21 - 6/12**

**(no class 5/28)**

**7 Sessions**

**Non-member: \$320 / Master Member: \$288**

### Drawing & Compositional Expression - 3rd quarter

This class features mentored development and progressive building of drawing and creative skills with one teacher over four quarters. Third quarter emphasizes points, planes, volume, modeling the form, and using basic volumes to create complex ones. Learn how to create depth using a variety of concepts including line quality and value. Work from reproductions and real life. Share discoveries in lively open discussions. Prerequisite: Previous Quarter Drawing & Compositional Expression, or permission of instructor. Inquiries welcome.

**Class # 2627 • Julia Hensley**

**Tues, 1:30-5:30pm, 4/24 - 6/12**

**8 Sessions**

**Non-member: \$340 / Master Member: \$307**

### Drawing on Location

Take a sketching tour of the city: visually explore Seattle's industrial cityscapes, working seaports, botanical wonders, sweeping vistas, and architectural interiors. Each week this class will meet in a different location. You will receive practical tips on distilling often overwhelming visual stimuli and improve your grasp of perspective and composition. Work with a range of portable materials and leave class with inspiration for future projects. The two sessions combined will visit eight locations - sign up for just one or both. Prerequisite: Drawing Fundamentals or equivalent

**Class # 2635 • Jane Richlovsky**

**Wed, 1:30-5:30pm, 5/23 - 6/13**

**4 Sessions**

**Non-member: \$185 / Master Member: \$167**

### Experimental Ink Drawing

You will study basic drawing concepts: line, value, contrast, composition, space, and format, in the context of ink drawing experiments. Each class will begin with looking at projected images of 20th/21st century artists drawings that are experimental in nature--for example contemporary artists such as Pat Steir, Brice Marden, Judy Pfaff and Xu Bing, as well as early 20th century artists such as Matisse, Gorky, and Stuart Davis. You will work with brush, pen and ink, along with in-vented modes of applying ink to different kinds of paper. Prerequisite: None

**Class # 2632 • Kiki MacInnis**

**Mon, 9am-1pm, 4/23 - 6/18 (no class 5/28)**

**8 Sessions**

**Non-member: \$340 / Master Member: \$306**

### Intensive: Encaustic Painting

Explore the versatile and unlimited field of encaustic painting using traditional and non-traditional approaches to this ancient medium. Work with hot wax, pigment, and a variety of materials such as natural ceramic clay and mud washes as textural backgrounds. Explore techniques on paper and panels including the use of stamping, tissue transfer, photocopy transfer, fabric, and paper collage. Prerequisite: None

**Class # 2631 • Larry Calkins, Shaun Doll**

**Sat-Mon, 10am-6pm, 4/7 - 4/9**

**3 Sessions**

**Non-member: \$310 / Master Member: \$279**

### Intermediate Acrylic Painting

Continue to develop your knowledge of acrylic paint and mediums in this informative class. Discussions and demonstrations on why and how to choose alternative materials to incorporate into your paintings will be taught. Focus on understanding and troubleshooting obstacles. Individual instruction will be given to assist you in developing a body of work. Prerequisite: Acrylic painting experience

**Class # 2630 • Aaron J. Power**

**Wed, 9am-1pm, 5/9 - 6/20**

**7 Sessions**

**Non-member: \$320 / Master Member: \$288**

### Intermediate Oil Painting

This class is for anyone with previous oil painting experience who wants to refresh their knowledge or develop their technique. Expand your knowledge of color, composition, and personal expression through painting from observation, creating master-copies, and individual projects. You will take an in-depth look at mixing color, organizing a color palette, and the role of color in your artistic development. Receive feedback through one-on-one and group critiques. Prerequisite: Oil Painting Fundamentals or equivalent

**Class # 2623 • Emily Gherard**

**Tues, 9am-1pm, 4/24 - 6/12**

**8 Sessions**

**Non-member: \$340 / Master Member: \$307**

### Intermediate Watercolor

Have you taken the Watercolor Fundamentals or have basic understanding of watercolor techniques? Continue to explore watercolor techniques, composition and color while learning to create a body of artwork. Prerequisite: Watercolor Fundamentals

**Class # 2741 • Yulia Chubotin**

**Sun, 2-6pm, 4/22 - 6/10**

**8 Sessions**

**Non-member: \$340 / Master Member: \$306**

## Special Topics

### Abstract Oil Painting

Are you interested in creating abstract paintings but not sure where to begin? Explore the infinite possibilities of nonfigurative painting while examining the basic building blocks of composition: line, form, color, and surface. You will be encouraged to use visual principles that suit your interest and style to develop a personal visual vocabulary. Art history will be regularly discussed to gain a historical and theoretical perspective. Returning students welcome. Prerequisite: Painting Fundamentals

**Class # 2634 • Michael Ottersen**

**Thurs, 6:30-9:30pm, 4/26 - 6/14**

**8 Sessions**

**Non-member: \$260 / Master Member: \$234**

### Unconventional Techniques in Painting

Explore the idea of acrylic painting as 'mark making' instead of brush to canvas. Discover more ways to express yourself while exploring new techniques and materials. Approaches include hand-colored toner copies, multi-level surfaces, image collage, non-canvas surfaces, and unconventional mark making techniques including scratching tools and texture techniques. The instructor will assist you with discovering your personal style and facilitate group critiques. The creative possibilities are endless. Prerequisite: Painting Fundamentals

**Class # 2633 • Paul D. McKee**

**Wed, 6-10pm, 5/2 - 6/6**

**6 Sessions**

**Non-member: \$290 / Master Member: \$261**

## Workshops

### NEW Workshop: Asian Landscape Painting

This class offers an introduction to traditional Asian brush and ink painting techniques and subject matter. Learn how to use classic brush strokes to paint from nature. Bamboo, blossoms and other subjects will be brought to class for inspiration. The workshop will focus on developing skill using Asian brushes to paint on rice paper with the sumi ink. Color may

be added. It is a unique way of approaching subjects and creating compositions. It gives a new perspective, trains the eye and hand and is both challenging and fun. Prerequisite: None

**Class # 2639 • Angie Dixon**  
**Sat-Sun, 10am-4pm, 5/26 - 5/27**  
**2 Sessions**  
**Non-member: \$145 / Master Member: \$130**

**Workshop: Creating Your Own Graphic Novel**

Explore how pages are put together and stories are told sequentially. Find out how fun it is to write dialogue using the back-story-method. Structure stories, characters, and action to carry the story in each panel. Work in pencil, pen and ink, or on the computer. We will also cover the reproduction and publishing industry and all of the many ways you can get your graphic novel to market. Prerequisite: None

**Class # 2739 • Rollin Thomas**  
**Sat-Sun, 10am-6pm, 6/2 - 6/3**  
**2 Sessions**  
**Non-member: \$185 / Master Member: \$167**

**NEW Workshop: Expressive Drawing**

Learn to capture the essential form and gestural movement of the human figure with boldness, spontaneity and accuracy. Working with a variety of drawing media, you complete multiple gesture sketches and detailed gestural drawings as you develop your understanding of accurate figure drawing, human anatomy and the use of light and shadow to suggest three-dimensional form imbued with raw emotive power. Prerequisite: None

**Class # 2637 • Chandler Woodfin**  
**Sat-Sun, 10am-6pm, 6/9 - 6/10**  
**2 Sessions**  
**Non-member: \$185 / Master Member: \$167**

**One Day Workshops**

**Workshop: Ink Drawing with Shi Tao**

You will learn about Chinese painting through examining the ink drawings and some of the writings of eccentric 17th century Chinese painter Shi Tao. Shi Tao's artwork borders on contemporary abstraction and is filled with drips, stains, and 'flung ink'. His ink marks suggest rocks, trees and water and you will experiment with brush and ink using his methods. In class you will review Shi Tao's brush drawings as well as his calligraphy. Class assignments will be based on Shi Tao's own text, 'Some Enlightening Remarks on Painting' and you will work with sumi brush and ink on rice paper. Prerequisite: None

**Class # 2696 • Kiki MacInnis**  
**Sat, 10am-6pm, 6/2**  
**1 Session**  
**Non-member: \$95 / Master Member: \$86**



**PRATT IS THE PLACE FOR YOUR GROUP ART EVENT!**

**FOR A GOOD TIME CALL 206.328.2200.**

For help designing the perfect team building event or private celebration, contact Brandi Clark at [bclark@pratt.org](mailto:bclark@pratt.org).

**NEW Workshop: Drawing Space**

This one day workshop will introduce you to a variety of ways to think about representing space on a flat piece of paper. In addition to learning simple one point perspective, you will explore shallow layered space, manipulated 'cubist' space, and the multiple perspectives of Chinese landscape space. The class will alternate between looking at projected images of drawings and paintings that illustrate examples of kinds of space with drawing assignments related to those examples. Prerequisite: None

**Class # 2692 • Kiki MacInnis**  
**Sat, 10am-6pm, 5/12**  
**1 Session**  
**Non-member: \$95 / Master Member: \$86**

**Workshop: Sketching with David Hockney**

Hockney's prolific sketches and drawings allow the viewer a small glimpse into his unique creative process. This class alternates between brief slide presentations of his work and studio assignments. You will review Hockney's sketch-

book studies, detailed ink drawings, colored pencil sketches, ink portraits, and travel diaries. Class assignments will relate directly to concepts and techniques presented in the slides. You will work with ink, pen and brush, pencil, and rolling ball pen. Prerequisite: None

**Class # 2693 • Kiki MacInnis**  
**Sat, 10am-6pm, 5/19 - 5/19**  
**1 Session**  
**Non-member: \$95 / Master Member: \$86**

**Workshop: Zen Ink Drawing**

This one day workshop will examine the work of Sengai, an 18th century Japanese monk, famous for his ink drawings and calligraphy. You will be introduced to the relationship between 'ink play' and Zen thought. We will examine projected im-ages of Sengai's work and apply both Zen thought and brushwork to ink drawing assignments in class. Prerequisite: None

**Class # 2695 • Kiki MacInnis**  
**Sat, 10am-6pm, 5/26**  
**1 Session**  
**Non-member: \$95 / Master Member: \$86**

# printmaking

## Introductory classes

### Printmaking Fundamentals

Experiment with a variety of printmaking techniques and discover your passion for this art form! This class will cover mono-type (painterly prints), paper lithography, shellac plates, collagraph, and relief methods. Learn how to confidently use the presses and inks. This class will prepare you to take a variety of continuing printmaking classes. Prerequisite: None

**Class # 2640 • Kerstin Graudins**

**Thurs, 6-10pm, 4/26 - 6/14**

**8 Sessions**

**Non-member: \$390 / Master Member: \$351**

### Screenprinting Fundamentals

Discover the exciting possibilities of screenprinting! In this class you will gain an understanding of silkscreen equipment, tools, and the history of screenprinting. Experiment with photographic, reductive, and drawing processes while learning how to use and register multiple colors. The class combines instructor demonstrations with time for individual projects. Two group critiques and a final print exchange will complete the class. Water-based inks will be used. Prerequisite: None

**Class # 2666 • Kerstin Graudins**

**Wed, 6-10pm, 4/25 - 6/13**

**8 Sessions**

**Non-member: \$450 / Master Member: \$405**

**Class # 2667 • Kerstin Graudins**

**Wed, 2-5pm, 4/25 - 6/13**

**8 Sessions**

**Non-member: \$350 / Master Member: \$315**

### Letterpress Fundamentals

Learn all the basics of letterpress printing! Through a variety of projects, learn to hand-set metal type, lock up a type form, ink up, set up, and operate the press. You will be introduced to good design practices and explore printing imagery with letterpress cuts, linoleum cuts, and wire printing. On the last day of class, you will exchange prints and create a portfolio to take home. Prerequisite: None

**Class # 2668 • Lisa Hasegawa**

**Tues, 6-10pm, 4/24 - 6/12**

**8 Sessions**

**Non-member: \$410 / Master Member: \$369**



Kelda Martensen, A Particular Burden, Monoprint

Photo courtesy of the artist

### Continuing Letterpress Printing

Have you learned the basics of letterpress and can't wait to get back into the letterpress studio? This class offers a refresher of the basics while troubleshooting complex designs and techniques such as using justification to create shaped text, skele-tonizing, and curving type. Have a project in mind? Bring your ideas to class and discuss the possibilities.

Prerequisite: Letterpress Fundamentals or instructor permission

**Class # 2673 • Lisa Hasegawa**

**Wed., 6pm-10pm, 4/25 - 6/13**

**8 Sessions**

**Non-member: \$430 / Master Member: \$387**

### Monotype and Collograph

Create rich and intriguing surfaces using monotype, collograph, draw-through, and direct printing. Using stencils, elements from nature, drawings, and painting with chine collé, you will create unique layered prints. These techniques may be used individually or combined. Empha-

sis will be on experimenting with a myriad of printing possibilities with low-tech mediums. Prerequisite: None

**Class # 2671 • Rickie Wolfe**

**Wed, 10am-2pm, 4/25 - 6/13**

**8 Sessions**

**Non-member: \$390 / Master Member: \$351**

### Continuing Monoprint

Are you ready for more individual attention now that you know the basics of monoprinting? This class will provide you with plenty of time to refine your own style and voice. Demonstrations will be given on an individual basis as a way to add to the work you are doing. Focus on the art of layering, understanding color, and registration. Creating a body of finished work is an achievable goal with this class. Prerequisite: Printmaking Fundamentals or Monotype and Collograph

**Class # 2674 • Rickie Wolfe**

**Tues., 10am-2pm, 4/24 - 6/12**

**8 Sessions**

**Non-member: \$390 / Master Member: \$351**

## NEW Continuing Interpretations in Printmaking

Continue to work with a range of print media to create a body of work in one-of-a-kind or varied edition prints. Individual attention will be given to directed projects, encouraging a willingness to take risks and combine media. Create artwork using traditional or non-traditional formats including installation and non-rectangular formats. This class will have a fun and collaborative atmosphere with lots of time to create new exciting work. Prerequisite: Interpretations in Printmaking

**Class # 2764 • Kelda Martensen**

**Thurs, 2-6pm, 4/26 - 6/14**

**8 Sessions**

**Non-member: \$390 / Master Member: \$350**

## Etching Fundamentals

The focus of this class is on intaglio etching, a term that means 'to incise'. You will incise metal plates to create line and shade. Techniques taught are drypoint, plate-making, and hard and soft ground. Learn how to plan multi-plate printing, lay-ering with color, and developing etching techniques that enable you to make editions (multiples). Individual instructor attention will encourage experimentation and development of your work. Use of copper plates is preferred but zinc can be used as well. Prerequisite: None

**Class # 2669 • Kim Van Someren**

**Tues, 6pm-10pm, 4/24 - 6/12**

**8 Sessions**

**Non-member: \$390 / Master Member: \$351**

## Interpretations in Printmaking - Mixed Media

Work with a range of print media to create a body of work in one-of-a-kind or varied edition prints. Individual attention will be given to directed projects, encouraging a willingness to take risks and combine media. Learn pronto polyester plates, relief, collograph, chine collé, stencils, and monotype printmaking. Create artwork using traditional or non-traditional formats including installation and non-rectangular formats. This class will have a fun and collaborative atmosphere with lots of time to create new exciting work. Prerequisite: Printmaking Fundamentals

**Class # 2670 • Kelda Martensen**

**Tues, 2pm-6pm, 4/24 - 6/12**

**8 Sessions**

**Non-member: \$390 / Master Member: \$341**

## Alternative Surfaces

Explore printing on a variety of plate surfaces such as wood, plexiglass, aluminum foil, cardboard, and fabric. Dry point, collograph, and monotype techniques will be introduced as harbingers for furthering your own vision. You will be encouraged to bring work to develop further or use as visual registers. Prerequisite: Printmaking Fundamentals

**Class # 2672 • Romson Regarde Bustillo**

**Sun., 6pm-10pm, 6/3 - 6/24**

**4 Sessions**

**Non-member: \$190 / Master Member: \$171**

## NEW Printing with Gelatin Plates

Learn to create monoprints without a press using non-toxic inks and gelatin. Gelatin monoprinting is a way to print without a press. You will learn how to make a gelatin plate, plate registration, use stencils additively or as a mask, and layer colors to create depth. This is a very spontaneous process that both beginners and advanced artists will enjoy. Prerequisite: None

**Class # 2678 • Kendal Detrick**

**Sat-Sun, 10am-4pm, 6/2 - 6/3**

**2 Sessions**

**Non-member: \$140 / Master Member: \$126**

## Workshop: Drypoint on Wood

Create immediate intaglio images on paper from wood. This non-toxic method of incising and intaglio printing allows you to experiment with mark-making, texture, and reproducing an image in new and interesting ways. This technique is perfect for beginners and those extending their printmaking knowledge. Prerequisite: None

**Class # 2680 • Romson Regarde Bustillo**

**Sun, 10am-6pm, 5/6**

**1 Session**

**Non-member: \$95 / Master Member: \$86**

## NEW Workshop: Moka Hanga

Japanese woodblock printmaking is a technique best known for its use in the Ukiyo-e artistic genre. Although similar to woodcut in western printmaking, Moku Hanga uses water-based inks, allowing for a wide range of vivid color, glazes and color transparency. This class will be a traditional approach in two sessions, in the first weekend learn the fundamentals of carving, the second weekend the techniques of printing. All supplies will be included in the class. Prerequisite: None

**Class # 2676 • Barbara Mason**

**Sat-Sun, 10am-4pm, 5/12 - 5/20**

**4 Sessions**

**Non-member: \$420 / Master Member: \$380**

# introduction to color film processing

Learn how to observe color in the world and make prints from color negative film, using Pratt's Colex color processor, the only one in the area. Analogue color remains the best medium for learning color photography, because of its fidelity to the world and its limitation of post exposure manipulation; its physicality also engages artists in a way not possible with computer work. The class will stress color accuracy and neutrality but also address aesthetic and expressive color. Supervised in-class analogue printing, critiques, slide lectures on color theory and contemporary practice. This class is intended to be a foundation for more advanced color work in both analogue and digital processes. Prerequisite: None

**Class # 2682 • Seth Thompson**

**Thurs 6pm-10pm, 5/3 - 5/24**

**4 Sessions**

**Non-member: \$220**

**Master Member: \$198**

**Class # 2683 • Seth Thompson**

**Thurs 6pm-10pm, 5/31 - 6/21**

**4 Sessions**

**Non-member: \$220**

**Master Member: \$198**

## Continuing Color Film Processing

Work on improving your color skills of observation and printing and developing a personal body of work. The instructor will devise individual assignments to meet the different needs of the class, hold group and individual critiques, and present some lectures on contemporary art. Students will be printing each week during class with instructor supervision. This is a class that students can repeat for ongoing exploration and artistic growth. Prerequisite: Beginning Color or instructor permission

**Class # 2684 • Seth Thompson**

**Mon, 6pm-10pm, 4/30 - 6/18**

**8 Sessions**

**Non-member: \$400**

**Master Member: \$360**

## Workshop: Monotype

Monotype is an easy and spontaneous type of printmaking that combines aspects of painting with layering and printing. Learn the basic techniques for creating your own one-of-a-kind prints in either simple black on white or with plenty of color or both. Experiment with stencils and elements from nature and collage. You may also incorporate photography, text, and tracing into your prints. Work in any style - from detailed realism to looser abstractions. Both novice artists and more experienced printmakers are welcome. Prerequisite: None

**Class # 2677 • Eric Chamberlain**

Sat-Sun, 10am-6pm, 6/9 - 6/10

2 Sessions

Non-member: \$195 / Master Member: \$176

## NEW Workshop: Paths to Composition - Mixed Media Printmaking

Explore compositional tools that guide artist through the creative process. A review of basic tools including elements of design, organization, and compositional techniques will open the door to discovering one's natural path. We will also introduce non-traditional tools such as meditations and multidimensional space as ways to approach compositions. A survey of mixed media techniques will frame this intensive workshop including; collage, chine-collé, drypoint, monotype, stencil, and relief. You will be encouraged to bring works in progress, collage materials, and sketchbooks. Prerequisite: Printmaking Fundamentals or Instructor's permission.

**Class # 2679 • Romson Regarde Bustillo**

Sat-Sun, 10am-6pm, 4/28 - 4/29

2 Sessions

Non-member: \$195 / Master Member: \$176

## Workshop: White Ground

White ground, otherwise known as soap ground, is a lift-ground method that slowly deteriorates in acid, thus allowing an aquatinted plate to etch progressively and imperfectly. In this workshop, you will learn this method, how to make white ground, and how to etch with this unusual material. Prerequisite: None

**Class # 2681 • Kim Van Someren**

Sat-Sun, 10am-6pm, 6/16 - 6/17

2 Sessions

Non-member: \$195 / Master Member: \$176




**Kelda Martensen**, Chasing the sound, Monoprint  
Photo courtesy of the artist



## Travel Abroad

Join us for a week long printmaking intensive in Oaxaca, Mexico in February of 2013. Work with Mexican artists to combine etchings with woodcuts to create uniquely layered prints in the tradition of Oaxaca. We will tour printmaking studios throughout the region and meet many of printmaking artists that reside in Oaxaca who make it the printmaking capital of the Mexico. More specific information will be available on our website on March 1, 2012 at [www.pratt.org](http://www.pratt.org).

# diverse disciplines



Rickie Wolfe, detail from chrysalis installation  
Photo Credit: Richard Nicol.

## Collage - Explore and Invent

You will use paper, cloth, found materials, and other unique elements to make five or more simple collages. Demonstrations on image transferring and alternate means of connection will be given. Your collages will serve as a foundation for experiments using paint, stencils, crayons, stitching by hand or sewing machine, nails, and other objects that can add dimension. Prerequisite: None

**Class # 2685 • Rickie Wolfe**  
Thurs 10am-2pm, 4/26 - 6/14  
8 Sessions

**Non-member: \$390 / Master Member: \$355**

## NEW From Potato to Plexiglass

Combine drawing, painting, and printing techniques for cloth in this class. The humble tuber yields a starchy paste that is the perfect resist for your experiments on cloth. You will have ample time to work on multiple pieces of cloth and build up translucent layers of color as you discover a satisfying way to enhance your fiber repertoire. Prerequisite: None

**Class # 2689 • Jodi Waltier**  
Fri., 6-10pm, 5/11 - 6/15  
6 Sessions

**Non-member: \$270 / Master Member: \$243**

## Intensive: Sketchbook for Abstract Artists

In this mixed media workshop learn how to get in the habit of drawing and creating a dialog with your sketchbook with an emphasis on abstract thought and imagery. You will begin by altering the front and back of sketchbook pages with different media including photocopy transfer, inks, writing, collage, clay wash, and stenciling. Change the clean white pages of your sketchbook into a more inviting surface on which to work and express yourself. Prerequisite: None

**Class # 2686 • Larry Calkins, Kamla Kakaria**  
Fri.-Sun., 10am-6pm, 6/15 - 6/17  
3 Sessions

**Non-member: \$310 / Master Member: \$279**

## Intuitive Artist

Explore the intuitive art-making process, where childlike play is encouraged and inhibitions are abandoned. Leave your critic at home! Your creative impulse will shift from your mind to the work itself, freeing you from goal and product-oriented work. You will be guided through a variety of exercises in painting, drawing, printmaking, collage, mixed media, and sumi brush with ink. You will receive individual attention in assisting you to find your own intuitive artist. Prerequisite: None

**Class # 2690 • Vedika Dietrich**  
Thurs 9am-1pm, 4/26 - 5/31  
6 Sessions

**Non-member: \$270 / Master Member: \$243**

## Workshop: Art Journals for Busy People

Keeping a written and visual journal of one's life is an enriching, creative practice of self-expression that is gaining popularity among people from all walks of life. You will learn to use a variety of media, including repurposed materials, to create a journal-keeping practice that you can maintain for less than twenty minutes a day. Learn fun, fast, and expressive mark-making techniques while developing a habit of keeping an insightful and meaningful journal. Prerequisite: None

**Class # 2687 • Tina Koyama**  
Fri, 6-9pm, Sat-Sun, 10am-6pm, 5/11 - 5/12  
2 Sessions  
**Non-member: \$125 / Master Member: \$113**

## NEW Workshop: Beyond the Surface - Sculptural Explorations

Move beyond the surface into three dimensions using materials you can find at the fabric store. Inspiration, drawing, pattern-ing, construction, and stitch as both structural and decorative element will be explored. Experimentation will be emphasized and participants will leave with a solid skill set for creating in three dimensions. Sewing machines will be required for the workshop.

**Class # 2688 • Cameron Mason**  
Fri.-Sun., 10am-6pm, 5/4 - 5/6  
3 Sessions  
**Non-member: \$270 / Master Member: \$243**

## NEW Workshop: Material Matters - Sculptural Collage

Often what makes collage most interesting is the ways it can transcend the potential of its individual parts. This class will take place in three different studios allowing students to incrementally develop those 'parts' with access to appropriate tools for different materials. The first weekend you will be working in the woodshop where you will cut, carve and construct wood elements. The second weekend you will explore the metal fabrication studio using the gas welders and cutting/forming tools in ferrous and nonferrous metals. Finally the class will move to the painting studio where you will bring it all together adding to the work with paint and mixed media. Students are encouraged to bring in materials of interest.

**Class # 2606 • Larry Calkins**  
Sat-Sun, 10am-6pm, 4/14 - 4/29  
6 Sessions  
**Non-member: \$420 / Master Member: \$378**

# sculpture



Julia Harrison, *Messenger*, 2011  
Photo courtesy of artist

## Foundry

### Introduction to Bronze Casting

Learn the ancient 'lost wax' casting process. First, you'll learn basic moldmaking to duplicate a design in wax. This wax copy is then 'invested' in a plaster and sand mixture. Then the wax will be burned out of the plaster, leaving a void to be filled with bronze. Finally, finish your bronze and color it through 'chasing' and 'patination' techniques. All materials except the cost of bronze are included in class fee. Prerequisite: None

**Class # 2569 • Mark Walker**  
Thurs, 6-10pm, 5/3 - 6/21  
8 Sessions  
Non-member: \$440 / Master Member: \$396

### Advanced Bronze Casting

Intended for experienced investment casters, this class will provide the time, materials, guidance, and a pour! Day one: discuss project and sprue your prepared wax pattern. Day two: invest your work. Day three: cast. Day four: devest and finish your piece. You'll be allowed one single or two small investments. Come to the first class with a completed wax pattern or mold ready to pour your wax positive. The cost of bronze is not included in the tuition. Prerequisite: Introduction to Bronze Casting

**Class # 2570 • Lee Campbell**  
Sat, 9:30am-1:30pm, 4/14 - 5/5  
4 Sessions  
Non-member: \$270 / Master Member: \$243

## Fabrication

### Welding Night

Spend an evening welding. This class is designed as a short, fun welding experience and demonstration of the MIG welding process. It is a great opportunity to explore what the Pratt fabrication shop has to offer and make a sculpture or small stand. If you're not sure if you want to take a full length welding class, this is an entertaining way to try it out before registering. Prerequisite: None

**Class # 2571 • Vance Wolfe**  
Mon, 6-10pm, 4/9 - 4/9  
1 Sessions  
Non-member: \$60 / Master Member: \$54

### Introduction to Welding and the Sculptural Form

While covering the same technical material as Introduction to Welding and Metal Fabrication, this class is designed to also increase your understanding of sculpture and the elements and principles of 3D design. You will become familiar with welding processes, as well as plasma cutting and shop equipment. By blending both technical and aesthetic skills, you will gain confidence working with steel and also see and create with purpose. Attending the first two classes is mandatory. Prerequisite: None

**Class # 2575 • Bill Baber**  
Mon, 6-10pm, 4/16 - 6/11 (no class 5/28)  
8 Sessions  
Non-member: \$450 / Master Member: \$405

### Introduction to Welding and Metal Fabrication

Introduce yourself to the useful and versatile skills needed to begin working with steel. You'll learn oxy-acetylene and MIG welding as well as plasma-cutting and metal fabrication equipment including the bandsaw, chopsaw, coldsaw, drillpress, grinders, shears, and benders. This class is designed for anyone looking to

incorporate metal into their artistic and technical vocabulary. Attending the first two classes is imperative. Class includes a blacksmithing demonstration. Prerequisite: None

**Class # 2572 • Vance Wolfe**  
Tues, 6-10pm, 5/1 - 6/19  
8 Sessions  
Non-member: \$450 / Master Member: \$405

**Class # 2573 • Carla Grahn**  
Sun, 9am-1pm, 4/29 - 6/17  
8 Sessions  
Non-member: \$450 / Master Member: \$405

**Class # 2574 • Mark Rudis**  
Sun, 6-10:00pm, 4/29 - 6/17  
8 Sessions  
Non-member: \$450 / Master Member: \$405

## Creative Metalworking - Forging and Welding

Gain a basic understanding of forging, metal-forming, and welding in this introductory class. Learn how to bend, shape, twist, texture, and join steel to create decorative and organic forms without focusing too heavily on traditional, more technical processes of Pratt's other blacksmithing classes. By combining elements of fabrication and metal forming, you'll become comfortable in both shops and get a taste for the techniques you might want to explore more at Pratt. Prerequisite: None

**Class # 2577 • Carla Grahn**  
Thurs, 6-10pm, 4/12 - 5/17  
6 Sessions  
Non-member: \$340 / Master Member: \$306

## Stands and Mounts for 3 Dimensional Objects

Three dimensional objects have an optimal point where they make contact with the environment. Good stand making is about making that transition articulate and elegant. This class will help you develop the skills necessary to achieve this goal. Specific information to be covered will include cold bending, wall mounting, plug welding, measuring and layout techniques, integrating hardware, finishes and multi-part stands for shipping. Prerequisite: Introduction to Welding and Metal Fabrication

**Class # 2763 • Chuck Lopez**  
Sun, 1:30-5:30pm, 5/6 - 6/10  
6 Sessions  
Non-member: \$306 / Master Member: \$340

## Welding II

Continuing welders and fabricators: take this class to expand your skills and learn TIG welding for stainless steel, aluminum, and bronze. Learn how to design and plan a project, includ-

ing layout, preparing cost estimates, purchasing materials, and troubleshooting fabrication problems. Bring your own ideas and learn processes to help you complete your project. Prerequisite: Welding I

**Class # 2576 • Bill Baber**  
**Wed, 6-10pm, 4/11 - 5/30**  
**8 Sessions**  
**Non-member: \$450 / Master Member: \$405**

## Blacksmithing

### Forging Night

Spend an evening forging. This class is designed as a short, fun blacksmithing experience and demonstration of basic forging processes. It is a great opportunity to explore what the Pratt forging shop has to offer, make a sculpture, hooks, or just enjoy hammering and twisting! If you're not sure if you want to take a full length forging class this is an entertaining way to try it out before registering. Prerequisite: None

**Class # 2582 • Scott Szloch**  
**Mon, 6-10pm, 4/9 - 4/9**  
**1 Sessions**  
**Non-member: \$60 / Master Member: \$54**

### Workshop: Introduction to Blacksmithing

Blacksmithing is a craft that has been used for centuries with sculptural as well as functional applications. Using hand tools over an anvil, you'll learn six basic techniques: tapers, upsets, twists, bends, punches, and cuts. By practicing these techniques in class, you gain an understanding of blacksmithing and create a few pieces to take home. Prerequisite: None

**Class # 2586 • Scott Szloch**  
**Sat-Sun, 9:30am-5:30pm, 5/12 - 5/13**  
**2 Sessions**  
**Non-member: \$225 / Master Member: \$202**

### Beginning Blacksmithing

Pratt offers one of the few blacksmithing programs in the region. Blacksmithing, or forging, is about transforming and shaping mild steel through the use of heat. Using basic techniques such as hammering, twisting, tapers, bends, and splits, you will have the opportunity to create sculptural and functional objects. Everyone is welcome, whether you're interested in taking more advanced blacksmithing classes or you just want a basic understanding of the process. Prerequisite: None

**Class # 2584 • Andy Blakney**  
**Tues, 6-10pm, 4/10 - 5/15**  
**6 Sessions**  
**Non-member: \$330 / Master Member: \$297**

**Class # 2585 • Scott Szloch**  
**Thurs, 6-10pm, 5/17 - 6/21**  
**6 Sessions**  
**Non-member: \$330 / Master Member: \$297**

## Continuing Blacksmithing

The main objective of this class is to focus on skill building. You will explore more advanced techniques such as chisel work, upset corners, rivets, and joinery. This class is meant to enhance the skills and controlled hammer work learned in Beginning Blacksmithing. You will also learn how to use these advanced techniques to create decorative elements for functional applications. Prerequisite: Beginning Blacksmithing or equivalent

**Class # 2583 • Lisa Geertsen**  
**Mon, 6-10pm, 4/16 - 5/21**  
**6 Sessions**  
**Non-member: \$330 / Master Member: \$297**

### Forged Garden Gate

This is a great class to expand your blacksmithing skills and leave class with a custom garden gate of your own design and construction. Applying traditional blacksmithing techniques, you'll forge all elements of the gate from the decorative design elements to the hinges and latch, then weld together in the fabrication studio. The instructor will walk you through the basic structure of the gate and help develop each unique project. Plan on providing your own stock if you desire specific materials we do not have on hand. Prerequisite: Beginning Blacksmithing or equivalent

**Class # 2588 • Patrick Maher**  
**Wed, 6-10pm, 5/9 - 6/20**  
**7 Sessions**  
**Non-member: \$385 / Master Member: \$347**

### Workshop: Forged Garden Trellis

Create a decorative trellis for your garden! After reviewing shop safety and blacksmithing techniques such as tapering and drawing out, punching, splitting, twisting, scrolling, and leaf forming, you will follow a simple trellis design that also allows room for your own creativity. This is a great workshop to learn traditional techniques from a professional blacksmith and create a finished product you can be proud of. Open to all skill levels. Prerequisite: None

**Class # 2587 • Lauren Osmolski**  
**Sat-Sun, 9:30am-5:30pm, 4/21 - 4/22**  
**2 Sessions**  
**Non-member: \$240 / Master Member: \$216**

## Machining Classes with David Clark

David Clark is the sculpture studio technician at Pratt Fine Arts Center. After a 5 year apprenticeship as a Toolmaker at Imperial College, South Kensington, London, David took his skills traveling and acquired over 20 years of industrial maintenance experience in England, Germany, Australia and America. These skills cover all aspects of tool making from metallurgy, heat treating, engineering drawing, precision machining and welding. This training includes everything one needs to know in order to produce any part for machines, or indeed a whole machine from raw materials.

David is available for one on one instruction involving any aspect of working with the mill, lathe or advanced fabrication techniques. Contact the front desk at 206.328.2200 or info@pratt.org for more information.

## Stonecarving

### Stonecarving I

Stonecarving has captured the imagination of artists throughout history for its permanence, tactility, and sensual beauty. Take advantage of Pratt's stone yard facility and begin working with soft stone. You'll learn both ancient and modern reductive sculpting techniques with hand carving tools, power tools, and pneumatics. This is a great way to learn about types of stone and how to work with them while producing a small piece by the end of the class. Prerequisite: None

**Class # 2589 • Anthony Brigance Cook**  
**Sun, 1:30-5:30pm, 4/29 - 6/17**  
**8 Sessions**  
**Non-member: \$430 / Master Member: \$387**

### Stonecarving II

In this class for continuing stonecarving students, you'll learn how to design a piece from start to finish -- from sketching on paper to using your skills to transfer that design to stone. The class will include further discussion of tools, types of stone, and a deeper exploration of carving processes. To get the most out of this class, you must be comfortable with using hand, power, and pneumatic carving tools. Prerequisite: Stonecarving I

**Class # 2590 • Sabah Al-Dhaheer**  
**Sun, 9am-1pm, 4/29 - 6/17**  
**8 Sessions**  
**Non-member: \$430 / Master Member: \$387**

## Moldmaking

### Making a Mold for Stepping Stones

In this class you will make a stepping stone design, a rubber mold for it, and then cast concrete into it. You will be able to use two Fris to do an extra cast the last two weeks of class. You will also learn how to mix concrete in small batches and add color to the mix. Walk away with a mold and 3-4 stones to get started. The goal is to have you be able to cast the stones at home. Start this winter to be ready for the summer! Prerequisite: None

**Class # 2713 • Susan Balshor**

**Mon, 6-10pm, 4/16 - 5/7**

**4 Sessions**

**Non-member: \$225 / Master Member: \$250**

Looking for more Moldmaking? See page 18!

## Woodworking

### Workshop: Introduction to Woodturning

Pratt is excited to offer woodturning as part of our new Woodworking programming. The art of woodturning can be traced back as far as ancient Egypt. This two day workshop will introduce you to the history, terminology and tools involved, as well as get you working hands-on with two types of turning: spindle turning and faceplate turning. By the end of the class you will have a bowl form and a spindle form such as a candle stick or mallet. The instructor will also go over how to properly sharpen and maintain your hand tools, and touch on enhancements to turned objects. This is a great way to get comfortable working on the lathe and take home a couple of projects for yourself or for holiday gifts! Prerequisite: None

**Class # 2591 • Jack Wayne**

**Sat-Sun, 9:30am-5:30pm, 4/14 - 4/15**

**2 Sessions**

**Non-member: \$240 / Master Member: \$216**

**Class # 2607 • Jack Wayne**

**Sat-Sun, 9:30am-5:30pm, 5/5 - 5/6**

**2 Sessions**

**Non-member: \$240 / Master Member: \$216**

### Beginning Woodworking

Pratt is very excited to make our new woodshop available to students and renters. This class is designed to be the core introductory class that covers good studio practices while learning how to safely use all of the equipment and tools in the main woodworking studio. It will also be the primary prerequisite class for most of the more advanced woodworking classes. Based around several small projects designed by the instructor, you will gain enough experience to comfortably and safely use each piece of equipment, as well as an understanding of its benefits and limitations. This is a great way to begin woodworking or to refine the skills that you already have. Class time will be split be-

## NEW Woodworking

Many thanks to the donors who helped launch our new Wood Studio! 4Culture, John & Anne Adams, Anonymous, Geoff & Abbie Birmingham, Roy Bruno LightArt, Bill & Ann Burstiner, Greg Clark, Manya & Gary Drobnack, Fire and Rain Glass Bead Society, Brian Flock & Samantha Kanner, Glassworks, Cynthia Hibbard, Sue Holbink & Ed Hazen, Gregg & Nancy Johnson, Ron Kent, Leonard & Norma Klorfine, Peggy & Brian Kreger, Bruno Lewin & Carolyn Kollstedt, Daniel Lipkie & Roberta Goodnow, John & Kathleen Maurel, Gary & Mary Molyneaux, Microsoft, M.J. Murdock Charitable Trust, Heather O'Mahony, Linda Pawson & Mitch Murri, Mimi V. Pierce, Printique, Bill & Anne Rankin, Walt & Pat Riehl, Molly Simmons, Ann & Ron Suter, Robert Swain & Stefano Catalani, Anita Tourigny & Jerry Hamel, Michael Troyer & Ricardo Estrela, Windgate Charitable Foundation, Richard & Barbara Wortley, Jon Zulauf & Octavia Chambliss.

A special thanks goes to the Klorfine Family Foundation for their generous lead gift to this effort.

tween demonstrations, and individual hands-on shop time creating small projects from start to finish. Prerequisite: None

**Class # 2593 • Steve Dando**

**Tues, 6-10pm, 5/8 - 6/26**

**8 Sessions**

**Non-member: \$400 / Master Member: \$360**

### Intermediate Woodturning - Bowls & Boxes

This demonstration filled class is meant to build upon the introduction to woodturning workshop. Students will learn to take the vessel and two part lidded form to a new level while working on refining techniques and adding embellishment to the form, surface and finish. Time will also be spent reviewing and improving your skills finishing your work on the lathe. Prerequisite: Introduction to Woodturning or equivalent

**Class # 2592 • Jack Wayne**

**Thurs, 6-10pm, 5/10 - 5/31**

**4 Sessions**

**Non-member: \$240 / Master Member: \$216**

### It's All in the Details: Detail Carving

Whether you're planning a piece from scratch or have one that needs a final push over the finish line, develop the skills you need to realize your design down to the last detail. Learn to use basic woodworking and carving tools to confidently add crisp detail, low-relief imagery, or a variety of surface patterns to wood sculpture or furniture. Students can choose between creating a set of pattern boards for future reference, or bringing in a work-in-progress to complete with the instructor's assistance.

**Class # 2742 • Julia Harrison**

**Sat-Sun, 9:30am-5:30pm, 5/19, 5/20 & 5/27**

**3 Sessions**

**Non-member: \$375 / Master Member: \$348**

### Joinery I

Joinery I is the first class in a series of three classes that will cover the art of connecting wood together. This class will cover the most common woodworking joints using mostly power equipment and address the many variables that go into choosing and fabricating a joint: from considering the characteristics of the wood species being used, the benefits and limi-

tations of various types of joints and how that relates to the project being made, and then a step by step process for creating each type of joint. This is a skill building class, not a project class, so the objective will be for each student - working at their own pace - to leave class with examples of each joint and reference material to take home and use for years to come. Prerequisite: Basic woodworking experience

**Class # 2594 • Todd Jannausch**

**Thurs, 6-10pm, 4/12 - 5/3**

**4 Sessions**

**Non-member: \$220 / Master Member: \$198**

### Workshop: Off-Center Turning

Now that you are fairly comfortable on the lathe and enjoy the symmetry and control that wood turning offers, we wanted to mix things up. Off-center turning allows you to create irregular forms, carve surface patterns, and break away from the symmetry that comes from working on one axis. The instructor will walk you through simple, safe techniques that will get you well on your way to working in new ways on the lathe.

**Class # 2596 • Jack Wayne**

**Sat-Sun, 9:30am-5:30pm, 6/2 - 6/3**

**2 Sessions**

**Non-member: \$240 / Master Member: \$216**

### NEW Workshop: Material Matters - Sculptural Collage

Often what makes collage most interesting is the ways it can transcend the potential of its individual parts. This class will take place in three different studios allowing students to incrementally develop those 'parts' with access to appropriate tools for different materials. The first weekend you will be working in the woodshop where you will cut, carve and construct wood elements. The second weekend you will explore the metal fabrication studio using the gas welders and cutting/forming tools in ferrous and nonferrous metals. Finally the class will move to the painting studio where you will bring it all together adding to the work with paint and mixed media. Students are encouraged to bring in materials of interest.

**Class # 2606 • Larry Calkins**

**Sat-Sun, 10am-6pm, 4/14 - 4/29**

**6 Sessions**

**Non-member: \$420 / Master Member: \$378**

## visiting artist **w. scott trimble**



### Wood Sculpture: Alternative Contexts

Wood has been a favored material of artisans and builders throughout history for both its beauty and its raw strength that lends itself to construction, furniture making and the arts. This class will build on those characteristics but focus on the use of reclaimed or otherwise readily available materials to create sculptural wood constructions. This class will consider alternative methods of working with and perceiving wood as a material. Time will be spent in demonstrations, conversations and lectures discussing the power of repetition, scale, modularity and the potential of creating work that goes beyond the discreet object. See more of Scott's work at: [www.wstrimble.com](http://www.wstrimble.com)

**Class # 2766 • W. Scott Trimble**

**Mon, 6-10pm, 4/16 - 5/21**

**6 Sessions**

**Non-member: \$360 / Master Member: \$324**

W. Scott Trimble, Untitled  
Photo courtesy of artist

## master artist program: making work that speaks for itself

### From Drawings to Sculpture

This is an exciting opportunity spend time exploring Whiting's process and developing your own small body of work in class. The first several classes will consist mainly of drawing and group conversations that will later be developed into finished three dimensional maquette constructions in cardboard, wood, paint, unconventional or found materials and plaster castings. Prerequisite: Basic Woodworkign Experience

**Class # 2595 • Whiting Tennis**  
**Sun, 9:30am-5:30pm, 5/6 - 5/27**

**4 Sessions**

**Non-member: \$375 / Master Member: \$340**



**Whiting Tennis, Model for Triclops, 2011**

Photo courtesy of the artist

# glass

## Hot Glass

### Hot Glass Casting

#### Glass Casting: Basics and Beyond

If you are fascinated with hot glass, try casting it! Ladle molten glass into molds pressed into sand. Learn about sand molds and how to use other mold-making techniques such as plaster bandage, steel, and CO2-bonded sand. Participate in weekly demonstrations and discussions. This is a fun, active class that requires 100% student involvement. Work as part of a team for safe and efficient use of the studio. Beginners and continuing students are welcome! Prerequisite: None

**Class # 2609 • Cathy Chase**

**Wed, 6-10pm, 4/11 - 5/16**

**6 Sessions**

**Non-member: \$550 / Master Member: \$495**

### Glassblowing

#### Workshop: Introduction to Glassblowing

Beginner glass enthusiasts: here's your chance to try your hand at this fascinating and engaging art form. You will learn to gather glass from the furnace, blow, shape bubbles, and much more. Gain an appreciation for this process while you create paperweights and other basic forms with individualized assistance from the instructor. Prerequisite: None

**Class # 2704 • Megg White**

**Sat-Sun, 1:45-5:45pm, 4/7 - 4/8**

**2 Sessions**

**Non-member: \$190 / Master Member: \$171**

**Class # 2641 • Carrie Mood**

**Sat-Sun, 1:45-5:45pm, 4/21 - 4/22**

**2 Sessions**

**Non-member: \$190 / Master Member: \$171**

**Class # 2642 • Carrie Mood**

**Sat-Sun, 1:45-5:45pm, 5/12 - 5/13**

**2 Sessions**

**Non-member: \$190 / Master Member: \$171**

#### Beginning Glassblowing

Discover the universal appeal of shaping molten glass. Ease yourself into this art form with individualized instruction that covers all the basics of glassblowing, from gathering glass from the furnace, to blowing and shaping bubbles. Learn to use the marver, shape with jacks, and begin paper shaping. In addition, learn valuable techniques and safety rules that will give you a solid foundation on which to build your



Scott Darlington, Fantasy Baseball Set, 2010

skills. In this class, you will have plenty of time to practice. Prerequisite: None

**Class # 2610 • Jeanne Marie Ferraro**

**Sun, 6-10pm, 4/8 - 5/13**

**8 Sessions**

**Non-member: \$690 / Master Member: \$621**

#### Intermediate Glassblowing

Expand on and refine your basic glassblowing skills while working with the four basic shapes: bowl, cone, vase, and cylinder. Learn about teamwork and tool use as well as annealer and glory hole operation. Explore all the details of bits, handles, lip wraps, and beginning color application. Learn by designing a piece of your own and analyzing the steps needed to complete it. Students are encouraged to repeat this class. Prerequisite: Beginning Glassblowing

**Class # 2611 • Paula Stokes**

**Mon, 6-10pm, 4/9 - 6/4 (no class 5/28)**

**8 Sessions**

**Non-member: \$700 / Master Member: \$630**

#### Advanced Glassblowing

This class is an opportunity to find the nuances in creating bigger, thinner, and more complex blown forms. Through teamwork, students will refine skills in communication, timing, set-up, and finishing for a new, higher level of professional practice. Color applications and theory, surface decorations, compound shapes, and special situations will be demonstrated in each class with time to practice. Prerequisite: Intermediate Glassblowing

**Class # 2612 • Eric Anderson**

**Tues, 6-10pm, 4/10 - 5/29**

**8 Sessions**

**Non-member: \$700 / Master Member: \$630**

#### NEW Sculpting Secrets Revealed

In this sculpting class, students will draw inspiration from everyday objects that are important in their lives. Observation, drawing, deconstruction, logic, physics, intuition and practice are the basis for mastering bare bones methods for sculpting glass. We will use blown and solid cold core techniques, bit work, fire polish, the garage, and teamwork to debunk hot shop myths and reveal that sculpting is FUNDAMENTAL. Prerequisite: Beginning Glassblowing

**Class # 2613 • Scott Darlington**

**Thurs, 6-10pm, 4/12 - 5/31**

**8 Sessions**

**Non-member: \$700 / Master Member: \$630**

#### NEW Vessel Recipes

Almost all vessel forms start out the same way. Then at some point in the process, the recipe varies to make different vessel variations. Once one realizes how many similarities there really are (the basic recipe), then the variations are much easier to conquer. This course will focus on the basic recipe for any vessel, then examine where these recipes vary to create drastically different variations. Prerequisite: Beginning Glassblowing

**Class # 2708 Julie Bergen**

**Thurs, 6-10pm, 6/7 - 6/28**

**4 Sessions**

**Non-member: \$350 / Master Member: \$315**

## NEW Workshop: Light, Assemblage, and Collage

This experimental class will exploit the possibilities of using found objects (wood, metal) for purposes of creating innovative surfaces and forms in glass; to interact with light. Depending upon the complexity of the form designed, each mold-blown glass form may be hot or cold worked to provide multiple design solutions. Additionally, participants will be asked to share molds and exchange glass blown forms to further develop the original designs, in teams and collectively. Power-point presentation's will be used to problem solve and explore concepts of ergonomics, form, function and spatial relationships, relative to light. Intermediate glass-blowing experience required and an ability to work in metal or wood is preferred in order to fabricate the blow molds (however the thrust of this class is to be innovative).

**Class # 2721 • Caroline Madden**  
**Fri-Sun, 9:30am-5:30pm, 4/13 - 4/15**  
**3 Sessions**  
**Non-member: \$530 / Master Member: \$477**

## NEW Intensive: 2000 Years of Glassblowing in 4 Days

In this action-packed and history-filled class we will explore some of the more popular methods of glassmaking from the past 2 millennium (since the invention of the blowpipe). We may begin with small pitchers, perfume bottles and 'snuffs'- suggestive of core-formed vessels, complete with a 'feathering motif' and then move on to works of the Crisallo-era and beyond. Through demos and hands-on practice, Ed will share his vast knowledge of both history of glass and techniques. He will assist students in both their skills and understanding of molten glassworking. It is sure to be fun, informative and a lasting value for years to come. Some prior glassmaking experience is preferred.

**Class # 2705 • Ed Schmid**  
**Thurs-Sun, 9:30am-5:30pm, 4/26 - 4/29**  
**4 Sessions**  
**Non-member: \$700 / Master Member: \$630**



Cheryl Matson, Glass Garden, 2011

## Intensive: Tumblers and Bowls

Refine your skills and increase your confidence by focusing on tumblers and bowls. These two deceptively simple forms contain a wealth of skill-building information. Discover how to form the glass by using your heat efficiently and effectively. Optic molds, blown feet, interior and exterior folds will be covered; instruction is personalized and directed to your level of experience. Prerequisite: Two years recent glass blowing experience

**Class # 2614 • Boyd Sugiki**  
**Thurs-Sun, 9:30am-5:30pm, 5/3 - 5/6**  
**4 Sessions**  
**Non-member: \$700 / Master Member: \$730**

## Mold Blowing

This is an exciting 2-part mold blowing class. Students will bring several objects that they would like to make out of blown glass with them to the first class to make a mold out of. In the second class students will observe a demo on setting up a bubble for blowing into a two-part mold and the tools needed for mold blowing. The rest of the class time will be dedicated to blowing into their own molds and assisting their blowing partners in the execution of theirs'. Prerequisite: Beginning Glassblowing

**Class # 2709 • Rebecca Chernow**  
**Sat, 6-10pm, 5/12 - 5/19**  
**2 Sessions**  
**Non-member: \$250 / Master Member: \$225**

## NEW Designing for Production

This class will focus on production glass blowing with an emphasis on design, teamwork and market viability. Each student will come up with a design of a blown glass vessel or object to be produced in multiples. Each week the class will make one students object as a team, each member of the class will be given a role such as starter, color dropper, gaffer etc. We will explore ways to make production more efficient through design and technique. We will discuss what each design would have to sell for



Julie Bergen, 50s Ad Trio, 2009

to be viable based on productivity and what the piece might actually be able to sell for based on consumer demand. This will give students an opportunity to experience glassblowing as a team effort and to explore the relationship between designing and actually marketing and selling production work. Prerequisite: Beginning Glassblowing

**Class # 2707 • Cristy Aloysi**  
**Wed, 6-10pm, 5/23 - 6/27**  
**6 Sessions**  
**Non-member: \$525 / Master Member: \$473**

## NEW Workshop: Lampworking Techniques in the Hot Shop

In this class Michael will teach modern design concepts and techniques with the usage of the torch in the hotshop, covering such techniques as the wing-wang and montage. Encouraging students to bring designs from their imagination into reality, this class will teach traditional cane making and will cover multiple incalmo and reversal techniques. More specifically, students will discover the ability to crossover designs from the torch in the hotshop. This class will cover use of the hot-torch in the hot shop as well as traditional techniques. Prerequisite: None

**Class # 2706 • Michael Angelo Menconi**  
**Fri-Sun, 9:30am-5:30pm, 5/25 - 5/27**  
**3 Sessions**  
**Non-member: \$530 / Master Member: \$477**

## Warm Glass

### Flameworking

#### Flameworking I

Learn the fundamentals of flameworking, melting, and manipulating glass over a bench-top torch. Explore the artistic possibilities of this warm glass technique used for creating everything from beads to vessels to sculptures. You will learn about tools, safety, equipment, and techniques of this versatile and popular art form. The emphasis of this class is on borosilicate glass. Beginning and returning students are welcome. Prerequisite: None

**Class # 2700 • James Minson**  
**Thurs, 6-10pm, 4/12 - 5/17**  
**6 Sessions**  
**Non-member: \$370 / Master Member: \$333**

#### Flameworking II

Take your flameworking skills to the next level and learn standards of borosilicate techniques including advanced hollow forms, incalmo, proper use of a blow hose, and goblet production. Applications of colored glass and annealing processes will be discussed. Prerequisite: Flameworking I

**Class # 2701 • Justin Bagley**  
**Tues, 6-10pm, 4/17 - 5/22**  
**6 Sessions**  
**Non-member: \$370 / Master Member: \$333**

## NEW Workshop: Introduction to Blowing Borosilicate

Learn to work with borosilicate tubing to create blown ornaments, beads, vessels, and other forms. Learn how to transfer a section of tubing to a blow-pipe, apply even heating to form bubbles, and experiment with color and design. Layering colors and shapes can create infinite options for your artwork. Learn how to heat and handle molten bubbles of glass and shape them with your breath. Prerequisite: None

**Class # 2699 • Julie Conway**  
Sat, Sun, 9am-5pm, 4/21 - 4/22  
2 Sessions

Non-member: \$210 / Master Member: \$189

## NEW Workshop: Introduction to Blowing Borosilicate II

In this class, students can build on the basic skills from the intro class and learn how to create more complicated blown glass vessels, beads and ornaments with more advanced techniques. Learn how to create complicated layers of design and color and to heat glass to achieve various shapes. Prerequisite: Intro to Blowing Borosilicate I or previous experience (instructor approved).

**Class # 2714 • Julie Conway**  
Sat-Sun, 9am-5pm, 5/12 - 5/13  
2 Sessions

Non-member: \$210 / Master Member: \$189

## Beadmaking

### Beadmaking I

Get started making glass beads and marbles! This is a great opportunity to work with hot glass on a small scale. In addition to the basics, you'll learn bead shaping and how to work with frit, stringers, and murrini construction and application. This is your first step into the endless opportunities in the art of beadmaking. Prerequisite: None

**Class # 2653 • Stacy Frost**  
Wed, 9am-1pm, 4/25 - 6/20 (no class 6/13)  
8 Sessions  
Non-member: \$390 / Master Member: \$351

### Beadmaking II

Refine and improve the technical quality of your glass beads. In this class, you will develop expertise in encasing, shaping, and manipulating beads. Surface decoration, color application, and hollow bead making will also be covered. Learn everything you need to know to take your beadmaking skills to the next level. Prerequisite: Beadmaking I

**Class # 2694 • Cheryl Matson**  
Wed, 6-10pm, 4/11 - 5/30  
8 Sessions  
Non-member: \$390 / Master Member: \$351

**Class # 2691 • Stacy Frost**  
Thurs, 9am-1pm, 4/26 - 6/14  
8 Sessions  
Non-member: \$390 / Master Member: \$351

## Beginning Sculptural Beads

What makes a sculptural bead successful? We will explore the 'do's and don'ts' of sculptural beadmaking. We will learn what it takes to make structurally sound sculptural. We will learn how to save those wonky beads to make them pleasing and successful. Bring your molds and we will work on getting the best of your molds. Prerequisite: Beadmaking I

**Class # 2718 • Leslie Thiel**  
Mon, 9am-1pm, 4/23 - 6/18 (no class 5/28)  
8 Sessions  
Non-member: \$390 / Master Member: \$351

## Workshop: Introduction to Beadmaking

Glass beadmaking is your chance to work hot glass on a small scale at a bench torch. Learn techniques including molten glass manipulation, basic bead shapes, stringers for surface embellishment, marvering for shaping, surface design application, bead cleaning, annealing in a kiln or vermiculite, and more. Although oriented toward beginners, continuing students are also welcome! Prerequisite: None

**Class # 2697 • Donna Prunkard**  
Sat-Sun, 9am-5pm, 5/19 - 5/20  
2 Sessions  
Non-member: \$210 / Master Member: \$189

## Workshop: Introduction to Beadmaking II

Designed as a follow-up to the workshop Introduction to Beadmaking, this workshop will review the basics including bead shaping, dots, and stringers. Building on these skills, you will work on perfecting bead ends, trying different shapes, and experimenting with new techniques like twisted cane and encasing. Prerequisite: Introduction to Beadmaking workshop

**Class # 2698 • Donna Prunkard**  
Sat-Sun, 9am-5pm, 6/9 - 6/10  
2 Sessions  
Non-member: \$210 / Master Member: \$189

## Workshop: Spring into Color

Expand your bead making color palette. Learn to make beads using vibrant shades of fuchsia, purple, color shifting and metallic colors previously only available to glassblowers. This class will use variety of furnace glass in cane and frit form. Using gold aventurine, silver and different combinations of the reduction frits, we will also be blowing thin hollow shapes to be used as shards on beads. Prerequisite: Beadmaking I

**Class # 2715 • Cheryl Matson**  
Sat-Sun, 9am-5pm, 4/14 - 4/15  
2 Sessions  
Non-member: \$250 / Master Member: \$225



Marja Huhta, Silver Flow, 2011

## NEW Workshop: Big Beads and Coldworking for the Inspired Artist

Have you ever heard of 'window' beads? Imagine your favorite encased designs trapped under layers of opaque or etched glass. What to do? Learn to use a miniature coldworking studio to reveal your creations! Come to class with a few beads to practice with on and the first day and create others uniquely designed to have one or more facets ground down and polished to shine! Prerequisite: Beadmaking I or Beadmaking Workshop II

**Class # 2716 • Stacy Frost**  
Sat-Sun, 9am-5pm, 6/16 - 6/17  
2 Sessions  
Non-member: \$250 / Master Member: \$225

## Workshop: Hollow Beads and Vessels

In this fast-paced workshop you will learn a variety of lampworking and glassblowing techniques that can be used to make both hollow beads and vessels. Using 'soft' glass, solid and hollow mandrels, and blow tubes with blow hose assemblies you can create larger, lighter beads that glow in the sunshine and different styles of vessels that are actually usable! Prerequisite: Beadmaking I or Beadmaking Workshop II

**Class # 2717 • Stacy Frost**  
Sat-Sun, 9am-5pm, 6/23 - 6/24  
2 Sessions  
Non-member: \$250 / Master Member: \$225

## Workshop: Sculptural Flowers

We will explore sculptural techniques and texturing to create the illusion of lightness and create flower beads. We will work on weight and distribution so our creations will hang properly when strung. We will also discuss the different ways to incorporate your beads into jewelry. Prerequisite: Beadmaking I

**Class # 2720 • Leslie Thiel**  
**Sat-Sun, 9am-5pm, 6/2 - 6/3**  
**2 Sessions**  
**Non-member: \$250 / Master Member: \$225**

## Kiln Glass

### Beginning Kilnforming (formerly Fusing I)

Learn the basic techniques of kilnformed glass. Through discussions, demonstrations and hands-on experience, you will become adept at glass cutting, discover effects made possible by differing temperatures in the kiln, and learn about design and compositional elements - including basic color theory. Kiln firing schedules, basic coldworking, and slumping techniques will round out your introduction to kilnformed glass. This course will provide you with a solid foundation in kilnforming which will allow you to take more focused workshops and advanced intensives. Prerequisite: None

**Class # 2646 • Marja Huhta**  
**Thurs, 6-10pm, 5/3 - 6/7**  
**6 Sessions**  
**Non-member: \$350 / Master Member: \$315**

### Continuing Kilnforming

Enhance and refine your kilnformed glass skills in this continuing class. Practice the techniques introduced in Beginning Kilnforming and improve your work through thoughtful design, planning, and execution. Perfect your circle cutting, learn about color dilutions, test advanced slumping techniques, and practice your coldworking skills. Come prepared to work hard and learn how to get your best work out of the kiln. Prerequisite: Beginning Kilnforming or equivalent

**Class # 2648 • Katie Miller**  
**Tues, 6-10pm, 4/10 - 5/15**  
**6 Sessions**  
**Non-member: \$370 / Master Member: \$333**

### Advanced Kilnforming: Slumping 101

Do you have fused pieces that haven't been slumped? Do you want to learn how to slump your pieces into those more difficult molds? Bring your own fused pieces and learn how to slump into and over molds as well as draping. Create & fuse new pieces to fit in our molds. The emphasis will be on slumping your pieces



Cathy Chase, Tools of the Trade, 2008

and learning the best kiln programs for slumping with different molds. Prerequisite: Fusing II

**Class # 2702 • Marja Huhta**  
**Wed, 6-10pm, 5/23 - 6/13**  
**4 Sessions**  
**Non-member: \$370 / Master Member: \$333**

### Advanced Kiln Glass Jewelry

This course is designed to build upon your basic kiln glass jewelry skills. Practice your technique and improve your work through thoughtful design, coldworking methods and multiple firings to create one of a kind glass jewels. Access to cold shop equipment, including the flat lap and belt sander will be included. Learn how to finish your jewels into pendants, earrings and pins by drilling holes, adhering findings and wire wrapping. Home studio setup - including costs and other considerations - will be discussed. Prerequisite: Kiln Glass Jewelry or equivalent

**Class # 2710 • Marja Huhta**  
**Wed, 6-10pm, 4/11 - 5/2**  
**4 Sessions**  
**Non-member: \$370 / Master Member: \$333**

### Kiln Casting II

Continue to build your mold-making vocabulary as you pursue more materials and techniques in kiln casting. Individual projects and specific needs will be addressed. A variety of materials will be introduced as well as problem solving kiln cast designs. This class requires the completion of assignments between meetings. You will be responsible for the cost of the glass used in your projects. Prerequisite: Kiln Casting I

**Class # 2703 • Susan Balshor**  
**Tues, 6-10pm, 4/10 - 5/29**  
**8 Sessions**  
**Non-member: \$500 / Master Member: \$450**

### Workshop: Strip Cut Construction

In 'Strip Cut Construction', the project is composed of precisely cut strips of glass, cut as wide as the thickness of the body of the piece. Learn to achieve very precise designs by varying the colors and the arrangement of the strips. This method is time-consuming and exact, but the results are worth it! Make test panels, and learn cutting methods as well as coldworking and slumping thicker work. Prerequisite: Fusing I

**Class # 2650 • Katie Miller**  
**Sat-Sun, Wed, 9:30am-5:30pm, 5/12 - 5/16**  
**3 Sessions**  
**Non-member: \$260 / Master Member: \$234**

### NEW Workshop: Sifting Through Pictures

Sifting Through Pictures will be a 2 day workshop exploring the techniques of sifting and moving glass powders that then get fused and layered to form imagery. Students will learn how to cut sheet glass and manipulate powdered colors. Projects will include a small, layered block and a larger scale single layer panel. Prerequisite

**Class # 2712 • Kari Goldstein**  
**Sat-Sun, 9:30am-5:30pm, 4/28 - 4/29**  
**2 Sessions**  
**Non-member: \$240 / Master Member: \$216**

## NEW The Positives and Negatives of Open Faced Casting

The Positives and negatives of open-faced casting will be an introductory mold making and glass casting class. Students will create a positive glass object and a negative space within a glass form. These techniques are some of the most immediate ways of glass kiln casting and allow for vast amount of variation in work produced. Prerequisite: none

**Class # 2711 • Kari Goldstein**

**Tues, 6-10pm, 5/22 - 6/12**

**4 Sessions**

**Non-member: \$360 / Master Member: \$324**

## Introduction to Pate de Verre

'Pate de Verre' is the ancient glass technique of working with glass pastes. Jump into this introductory class where you'll learn the methods to create glass pieces with the sugary finish of Pate de Verre. Create clay positives, take a plaster/silica mold, and then fill the mold with glass pastes. Come play with glass frits and powders and have fun working with glass in a whole new way! Prerequisite: None

**Class # 2649 • Katie Miller**

**Thurs, 6-10pm, 4/5 - 4/12**

**2 Sessions**

**Non-member: \$220 / Master Member: \$198**

## Workshop: Introduction to Fusing and Slumping

Learn the fundamentals of one of the most common forms of kiln-glass. Through exercises in glass cutting, demonstrations of layout, and discussions about color combinations, you will gain the foundation to help you design and create three fused and slumped glass plates. During this workshop, you will learn the basics of kilnforming - from types of glass and slumping molds, to kilns and firing schedules. Prerequisite: None

**Class # 2651 • Pat Bako**

**Sat-Sun, 10am-4pm, 6/9 - 6/10**

**2 Sessions**

**Non-member: \$210 / Master Member: \$189**

## Coldworking

### Workshop: Cold Shop Refresher

Do you have experience coldworking and want a few more hours learning from an instructor? Have a special project you need help choosing the finish for or want to finally figure out the 'perfect polish'? Or do you need the motivation of a class to get to work! Then register for this workshop that has plenty of time for one-on-one instruction. If you have coldworking to do, bring it; sample glass will also be provided. Prerequisite: Introduction to Coldworking

**Class # 2647 • Pat Bako**

**Sat, 9:30am-5:30pm, 6/23 - 6/23**

**1 Sessions**

**Non-member: \$150 / Master Member: \$135**



Kari Goldstein, 2011

## Workshop: Introduction to Coldworking

Alter the shape and/or surface texture of glass using tools and processes that don't rely upon heat. This includes grinding, carving, engraving, polishing and sandblasting-- all of which provide opportunities for artists to resolve aesthetic and functional issues, ranging from shape and surface quality to strength and stability of edges. In this class, you will try your hand at many coldworking methods, using state-of-the-art tools. You will also discuss ways to adapt basic methods to home studio practice. Prerequisite: None.

**Class # 2644 • Rebecca Chernow**

**Sat-Sun, 9:30am-5:30pm, 4/21 - 4/22**

**2 Sessions**

**Non-member: \$290 / Master Member: \$261**

**Class # 2645 • Rebecca Chernow**

**Sat-Sun, 9:30am-5:30pm, 5/12 - 5/13**

**2 Sessions**

**Non-member: \$290 / Master Member: \$261**

**Class # 2643 • Pat Bako**

**Sat-Sun, 9:30am-5:30pm, 6/2 - 6/3**

**2 Sessions**

**Non-member: \$290 / Master Member: \$261**

## Moldmaking

### Workshop: Moldmaking I

Moldmaking is an invaluable skill for a sculptor and this class is a great introduction to learning about the sculptural possibilities of plaster. You will practice making one and two-part molds, watch a demonstration of three-part moldmaking, and learn which materials can be poured into plaster molds to create multiples of your original. Prerequisite: None

**Class # 2652 • Susan Balshor**

**Sat, 9:30am-5:30pm, 4/7 - 4/7**

**1 Sessions**

**Non-member: \$120 / Master Member: \$108**

# jewelry/metalsmithing

## Intensive: Jewelry/Metalsmithing I with Jane Martin

In this compact intensive, the instructor will have you working at your bench soon after you arrive on the first day. You'll be introduced to the fundamentals of jewelry making via demonstrations, individualized instruction, and practice time. Learn how to control and manipulate metal so that you can confidently make a piece from start to finish. You'll also learn how set up a jeweler's workbench and how to purchase tools, so you can continue your exploration beyond these four days. Prerequisite: None

**Class # 2568 • Jane Martin**  
Thurs-Sun, 10:00am-6:00pm, 4/12 - 4/15  
4 Sessions  
Non-member: \$390 / Master Member: \$351

## Jewelry/Metalsmithing I

Designed for beginners and those needing a refresher, this class introduces students to the fundamentals of metalworking. Via demonstrations, individualized instruction, and plenty of practice, you will develop basic skills in sawing, filing, soldering, riveting, texturing, and polishing, as well as the safe use of power and hand tools and studio chemicals. We encourage you to repeat this class with several teachers, not only to strengthen your skills, but also to benefit from the expertise of each instructor. Prerequisite: None

**Class # 2565 • Susanne Lechler Osborn**  
Thurs, 9:00am-1:00pm, 4/19 - 6/7  
8 Sessions  
Non-member: \$390 / Master Member: \$351


**Class # 2564 • Sarah Gascoigne**  
Sun, 6:00pm-10:00pm, 4/22 - 5/27  
6 Sessions  
Non-member: \$290 / Master Member: \$261

**Class # 2566 • Sarah Gascoigne**  
Wed, 1:30-5:30pm, 4/18-6/6  
8 Sessions  
Non-member: \$390 / Master Member: \$351

**Class # 2567 • Peggy Foy**  
Wed, 6-10pm, 4/18-6/6  
8 Sessions  
Non-member: \$390 / Master Member: \$351

## Stone Setting - Bezel and Beyond

Cabochon, faceted or free form stone, found object—if you have it, you can learn how to set it! Although the basic bezel is a great place to start, many other settings often work better for a particular stone or better highlight its unique qualities. Expand your repertoire! Demonstrations include bezel, basket, prong, post, turtle, tube, flush, channel settings, and more. You will produce both samples and finished ele-



Anne Randall, Urban Chicken Flock, Copper, Sterling Silver, Enamel, 2009  
Photo courtesy of the artist

ments for jewelry applications. Prerequisite: Jewelry/Metalsmithing I and ability to solder independently

**Class # 2762 • Jennifer Stenhouse**  
Tues, 1:30pm-5:30pm, 4/17 - 6/5  
8 Sessions  
Non-member: \$415 / Master Member: \$374

## Introduction to Jewelry Lost Wax Casting

Learn how to design and create wax models for the centrifugal casting process. Additional topics include cuttlefish casting, direct pour processes, creating stone settings in wax, finishing, problem solving, and small-scale production. You will be able to produce several finished pieces for jewelry, sculptural, and functional applications. This class accommodates all skill levels. Prerequisite: Jewelry/Metalsmithing I or equivalent

**Class # 2597 • Jennifer Stenhouse**  
Tues, 6:00pm-10:00pm, 4/17 - 6/5  
8 Sessions  
Non-member: \$415 / Master Member: \$374

## NEW Making Multiples: Molds and Vacuum Casting

When partnered, mold making and casting are excellent techniques for creating multiples for production or a single piece featuring repeating elements. Starting with carved or sculpted wax (or something lightweight and small you can make a mold of), you'll learn how to make

molds, inject wax into them, prep the waxes for casting, vacuum cast, and clean up the castings. These pieces can be finished in class, or simply serve as reference samples for later. Prerequisite: Jewelry/Metalsmithing I or equivalent

**Class # 2600 • Roger Horner**  
Wed, 9:00am-1:00pm, 4/18 - 6/6  
8 Sessions  
Non-member: \$415 / Master Member: \$374

## Jewelry Metalsmithing II with Sarah Gascoigne

Dive into this project-based JM 2 class and expand your metals knowledge. You'll increase your fabrication skills building and soldering hollow forms, you'll pick up some new stone settings (flush and tube), and you'll round out your cold connections with tabs, prongs, and decorative rivets. You'll also learn different ways to enhance surfaces through reticulation, chasing and repoussé, and titanium anodizing. By quarter's end, you'll have completed projects featuring these techniques that will serve as helpful reminders of what you learned. Prerequisite: Jewelry/Metalsmithing I or equivalent

**Class # 2601 • Sarah Gascoigne**  
Wed, 6:00pm-10:00pm, 4/18 - 6/6  
8 Sessions  
Non-member: \$390 / Master Member: \$351

## NEW Making Connections

Bring your creative imagination to this cold connections class. You will learn to use a tap and die to make nuts and bolts, and practice numerous types of rivets as you connect various metals or objects that cannot take the heat of soldering. You will also learn how to join parts using simple hinges, tabs, brads, stitching, and wire wrapping. These practical skills can be used to build layered and larger 3-D pieces and are a core part of metalsmithing. Prerequisite: Jewelry/Metalsmithing I or equivalent

**Class # 2602 • Susanne Lechler Osborn**  
**Thurs, 1:30pm-5:30pm, 4/19 - 6/7**  
**8 Sessions**  
**Non-member: \$415 / Master Member: \$374**

## Enameling

Enamel is a great way to add color to your metal work, and this class will introduce you to this intriguing and often unpredictable medium. Once you understand how to apply and fire enamel, a whole world opens up. Use it as an all-over patina, or try some specific surface design techniques—we have powders, liquids, paints, mille fleur, and much more for you to experiment with! Time permitting, we'll also etch for champlevé and try some cloisonné. Prerequisite: None

**Class # 2665 • Rebecca Tomas**  
**Thurs, 6:00pm-10:00pm, 4/19 - 5/24**  
**6 Sessions**  
**Non-member: \$305 / Master Member: \$275**

## NEW Adventures in Acrylics

Explore creative ways to incorporate acrylic plastics into your work. A cost-effective and versatile material, acrylic can be laminated, colored, shaped, polished, inlaid, and more. There will be time for you to make a variety of samples or finished pieces—come ready to experiment! Prerequisite: Jewelry/Metalsmithing I or equivalent

**Class # 2603 • Anne Randall**  
**Thurs, 6:00pm-10:00pm, 4/19 - 5/10**  
**4 Sessions**  
**Non-member: \$210 / Master Member: \$189**

## Workshop: Steel Fabrication for Jewelers

Learn to fabricate with mild steel in this workshop designed to acquaint you with an affordable alternative to precious metals. You will learn to manipulate and solder mild and stainless steel, inlay solder into steel, and finish steel for wearability. Being both strong and easily available, steel allows you to experiment without fear of expense or size, opening up an entirely new range of possibility for your art. Expect to leave with a completed piece of your own design. Prerequisite: Jewelry/Metalsmithing I or equivalent

**Class # 2598 • Sarah Loertscher**  
**Sat-Sun, 9:30am-5:30pm, 4/21 - 4/22**  
**2 Sessions**  
**Non-member: \$210 / Master Member: \$189**



**Barbra Knuth, Teapot, Copper, Sterling Silver, 2009**  
 Photo courtesy of artist

## Workshop: Let's Cast a Ring

Learn about casting and jewelry-making as you construct a wax ring model with a basic stone setting. Once your model is complete, you'll cast it in bronze or silver, clean it up, finish the surface, and set the stone. Tools, equipment, wax, bronze, and a sampling of stones will be provided for the project. A compact overview of the lost wax casting process, this workshop is an excellent opportunity for anyone (couples encouraged!) interested in making a truly unique ring. Prerequisite: None

**Class # 2599 • Jennifer Stenhouse**  
**Sat-Sun, 9:30am-5:30pm, 4/28 - 4/29**  
**2 Sessions**  
**Non-member: \$210 / Master Member: \$189**

## NEW Workshop: Wire Settings

Spend a relaxing weekend focusing on building your stone setting skills. You'll see and practice wire settings appropriate for all kinds of stones (cabochons and faceted alike). Learn the secrets behind quality posts, prongs, basket settings, and more. Plan on taking home finished samples to add to your reference materials. Prerequisite: Jewelry/Metalsmithing I or equivalent

**Class # 2604 • Jennifer Stenhouse**  
**Sat-Sun, 9:30am-5:30pm, 5/19 - 5/20**  
**2 Sessions**  
**Non-member: \$210 / Master Member: \$189**

## NEW Workshop: Introduction to Hollowware

Spend a weekend learning an ancient art. What could be more magical than turning a flat sheet of metal into an amazing volumetric form? Using traditional metalworking techniques (sinking, raising, forging), and working in stages, you'll shape your metal by hammering it into sandbags and over various stakes. By the end of the weekend, you'll have a small bowl or vessel form to take home as well as a newfound appreciation for this very physical process! Prerequisite: None

**Class # 2605 • Barbara Knuth**  
**Sat-Sun, 9:30am-5:30pm, 6/2 - 6/3**  
**2 Sessions**  
**Non-member: \$210 / Master Member: \$189**

## Jewelry/Metalsmithing II-III: 8 Weeks in 2 Weekends

This workshop, designed to get you where you're going quickly, builds upon your basic skills and will help you to become a better jeweler and metalsmith. Expand your knowledge, skills, and sense of design as you learn about granulation, reticulation, Kum Boo, marriage of metals, stone and pearl setting, hinges, hydraulic press forming and hollow construction, and more. If you are ready to learn more advanced techniques, but lack the time for a full-length class, this is the course for you! Jewelry/Metalsmithing I or equivalent

**Class # 2675 • Virginia Causey**  
**Sat-Sun, 9:30am-5:30pm, 6/9 - 6/17**  
**4 Sessions**  
**Non-member: \$390 / Master Member: \$351**

# youth art works



## Teen Classes & Workshops

### Teen Introduction to Sculpture & Welding

Have you ever wanted to make something bigger than an x- box? In this class you will learn the fundamentals of sculpture as you learn to design and create 3-D sculpture in a variety of mediums including steel!

**Class # 2726 • Matthew Nelson**  
**Wed, 3:30-5:30pm, 4/4 - 5/23**  
**7 Sessions**  
**All Students: \$180**

### Teen Flameworking

In this class you will learn how to manipulate molten glass over a benchtop torch to create a variety of glass beads and small sculptures. Safety, creativity and fun are emphasized!

**Class # 2727 • Sasha Tepper-Stewart**  
**Tues, 3:30-5:30pm, 4/24 - 5/29**  
**6 Sessions**  
**All Students: \$170**

### Teen Fusing Glass in 3-D

In this class you will get to sample multiple methods of shaping glass in a kiln. Learn the basics of glass fusing and preparing slumping molds to create handkerchief bowls, plates, and 3-D reliefs, along with coasters and fridge magnets.

**Class # 2735 • Kari Goldstein**  
**Sat-Sun, 10:00am-2:00pm, 5/19 - 5/20**  
**2 Sessions**  
**All Students: \$90**

### Teen Advanced Welding & Metal Fabrication

Expand and refine your metal making skills in this hands-on, project-based workshop. Bring your ideas and come ready to create! Prerequisite: Previous welding class

**Class # 2725 • Matthew Nelson**  
**Sat, 10am-3pm, 5/26 - 6/2**  
**2 Sessions**  
**All Students: \$140**

### Strike it Big - Teen Forging

People like to pound metal-it's surprising how soft and malleable it is. Spend a morning making amazing sculptural forms working in a professionally-equipped studio. Your coordination and skill will evolve as you learn how to direct hammer blows, as well as when and how to anneal or solder for further forming. You'll take home finished pieces that will impress your friends and family. This is a great introduction to the art of metalsmithing and its tools and equipment.

**Class # 2730 • Virginia Causey**  
**Sat, 9:30am-1:30pm, 5/26 - 5/26**  
**1 Sessions**  
**All Students: \$50**

### Put a Ring on It -Teen Fabrication

Rings are one of the most popular and symbolic forms in jewelry. In one afternoon, you'll make two-one made from sterling silver Precious Metal Clay and another designed, cut, and soldered from sheet copper or brass. Though compact in size, the ring has much to teach you about the basics of jewelry fabrication as you move from sheet metal or PMC to dimensional, wearable forms. Keep it basic or go sculptural-the choice is yours.

**Class # 2731 • Virginia Causey**  
**Sat, 2pm-6pm, 5/26 - 5/26**  
**1 Sessions**  
**All Students: \$75**

### Teen Glassblowing

Beginning and experienced students are both welcome in this small, focused studio class. You will build a solid foundation as you learn to shape glass and create forms. Students must be a minimum of 15 years old. Prerequisite: None

**Class # 2728 • Rebecca Chernow**  
**Sat, 10:00am-1pm, 6/2 - 6/30**  
**5 Sessions**  
**All Students: \$270**

### Free Teen Screen!

#### Free Teen Screenprinting for Middle and High School Students

In this free workshop for middle and high school students, get a hands-on look at screenprinting. Bring a t-shirt and come prepared to make something fun to wear! Dinner included.

**Class # 2729 Kerstin Graudins**  
**Sat, 5:00pm-9:00pm, 6/2 - 6/2**  
**1 Sessions**  
**All Students: FREE**

### Mid-Winter & Spring Break Art Weeks:

#### Art Camps for Middle and High School Students!

Come join us for a week of awesome art making! Art week packages include welding, glass beadmaking, glassblowing, kiln-formed glass, drawing, painting and printmaking.

Mid-Winter Break  
 Feb. 20-24, 2012

Spring Break  
 April 16-20, 2012

Summer Session I  
 June 25-29, 2012

Summer Session II  
 Aug. 27-31, 2012

Brochure and registration form available online.

For more information contact the Youth and Education Associate at 206.328.2200 x224 or visit [www.pratt.org](http://www.pratt.org).



### Building in 3-D - A Cardboard Recycling Lab! (Ages 5-7)

Robots, birdhouses, creatures, or picture frames - practical or playful - you can create almost anything out of cardboard and still use it again! In this class you free your imagination as you explore the fundamentals of 3-D art and construction.

**Class # 2723 • Aaron Murray**  
**Sat, 12:00-1:30pm, 4/28 - 6/16**  
**8 Sessions**  
**All Students: \$100**

### Drawing Fundamentals (Ages 8-10)

Drawing is the foundation of the visual arts and anyone can learn to draw. In this class learn to render using line and contour, shape and form, light and shadow, proportion and perspective and so much more!

**Class # 2722 • Danielle Phillips**  
**Sat, 10:00-11:30am, 4/28 - 6/16**  
**8 Sessions**  
**All Students: \$120**

### Art 101 (Ages 12 - 15)

Explore drawing, painting, printmaking, and sculpture in this class while working on a specific theme. Brainstorm, create an artist statement, and follow an idea from start to finish. Themes will vary by individual choice and are only limited by the artist's imagination. The session will conclude with an art opening highlighting the artists work.

**Class # 2724 • Aaron Murray**  
**Sat, 2-4pm, 4/28 - 6/16**  
**8 Sessions**  
**All Students: \$140**

## Parent and Me workshops!

### Parent and Me: Mother's Day Flowers (Ages 10 & up)

Using a 2,000 degree table torch you will learn the basics of working with heat to melt glass and create glass flowers! A great opportunity for dad's and kid's to create mother's day gifts or an opportunity to spend time in the studio with mom.

**Class # 2736 • Sasha Tepper-Stewart**  
**Sat, 2pm-6pm, 5/5 - 5/5**  
**1 Sessions**  
**All Students: \$110**

### Parent and Me: Make a Kite! (Ages 8-13)

Learn about kites three essential characteristics, while you decorate and construct your own kite. This workshop is a great opportunity to spend the morning creating and the afternoon flying!

**Class # 2737 • Beth Zirngible**  
**Sat, 10:30am-1:00pm, 6/23 - 6/23**  
**1 Sessions**  
**All Students: \$60**



## Free Sunday Youth Classes

Youth Art Works offers free experiential arts classes to children and youth ages 5-14. Students will explore self-expression through painting, drawing, sculpture and other media as they delve into the elements and vocabulary of art. Activities and mediums change each quarter. Priority is given to students from the Central District. Advance registration is required, and a voluntary, pay-as-you-can tuition of \$15-100 is requested.

**Class # 2732 • Ellen Hochberg**  
**Sun, 1-2pm, 4/29 - 6/17**  
**8 Sessions**  
**All Students: FREE**

**Class # 2733 • Ellen Hochberg**  
**Sun, 2:30-4pm, 4/29 - 6/17**  
**8 Sessions**  
**All Students: FREE**

**Class # 2734 • Beth Zirngible**  
**Sun, 4:30-6pm, 4/29 - 6/17**  
**8 Sessions**  
**All Students: FREE**

## Summer 2012 Youth Programs now available online.

To register for a youth art works class, a parent or guardian must complete and sign the youth artworks registration form. You may fax, mail, or drop off registrations in person. The youth registration form is available at [www.pratt.org](http://www.pratt.org) or in person at Pratt.

# pratt registration form

## You may register in the following ways:

1. Online by visiting [www.pratt.org](http://www.pratt.org).
2. In person, at the main building, Monday through Sunday from 9am – 9pm.
3. By mail, using VISA, Master Card, Discover, American Express, check or money order. Send registration form to: 1902 South Main St., Seattle, WA 98144. Make checks payable to Pratt Fine Arts Center.
4. By fax, using VISA, Master Card, American Express or Discover. Fax 206.328.1260 anytime.
5. Download the registration form from our website [www.pratt.org](http://www.pratt.org) and either mail or fax it to Pratt.
6. If you are adding a class to an existing registration please visit [www.pratt.org](http://www.pratt.org) or call the Front Desk at 206.328.2200.
7. Full payment is required at registration.
8. We are unable to accept registrations over the phone.

## personal information

Please check if this is a new address

Name

Address

City

State Zip Code

Day Phone

Evening Phone

Email

If you are under the age of 18, please specify age: \_\_\_\_\_

## demographic information (optional)

Gender  Male  Female

Birth Date \_\_\_\_\_  
month day year

Ethnicity

African/American  Hispanic

Pacific Islander  Asian/American

Native American  Caucasian

Mixed Ethnicity

Please describe any physical or other limitations that may require accommodations:

Emergency Contact Name: \_\_\_\_\_

Phone: \_\_\_\_\_

**Member Discount:** Current Master Level members are eligible for a 10% discount on classes and workshops with the exception of Travel Abroad, Custom, and Mini classes.

**Confirmation:** Pratt confirms paper registrations by mail and within two weeks. Students who do not receive a confirmation or who have registered fewer than two weeks before the first day of class should contact the front desk to confirm enrollment and receive class information. Online registrations receive immediate confirmation. Pratt will not issue refunds to students who do not receive confirmations.

**Adding Classes:** Students may add classes to an existing registration by calling 206.328.2200 x0 or online at [www.pratt.org](http://www.pratt.org).

**Waiting Lists:** If a class is full the student will be placed on a waitlist. If space becomes available in a class, waitlisted students will be offered the space in sequential order and contacted by phone or e-mail. Please do not attend the first session unless you have been contacted by Pratt. If paying with a credit card, no charges are assessed until the student is placed in a class. Payments by cash or check from waitlisted students will be refunded when the class starts if the student is unable to join the waitlisted class.

**Withdrawals and Refunds:** If Pratt cancels a class or significantly alters a class a full refund will be issued unless the student decides to be placed in a different class. In order to withdraw from a class voluntarily students must submit a signed drop form to the front desk. Drop forms may be submitted by US Mail, e-mail, or fax, but must clearly bare the student's signature. Students who withdraw from a class at least ten days prior to its first meeting will receive a full tuition refund less the drop fee. The \$15 drop fee is associated with withdrawing from a class. Please note that the \$15 processing fee is not part of tuition and therefore is not refundable. Refunds will be issued within 14 business days from the date of

withdrawal. Students withdrawing fewer than ten days from the first day of class are not eligible for a refund.

**Missed Classes:** There are no discounts or refunds for missed classes.

**\$5 Fridays:** Pratt Fine Arts Center offers students enrolled in classes lasting four weeks or longer the opportunity to practice techniques they are learning through the \$5 Friday Program. Students enrolled in a class have access to that studio on the Friday of the week that their class occurs and only for the duration of their class session. The student may stay up to 8 hours to practice their techniques (in the studio in which their class occurs, not any other studio). Students must sign in and indicate which class they are enrolled in. Enrolled students have priority over independent users. The Studio Monitor has the authority to determine tool and space sharing, in addition to overseeing proper and safe use of tools and studio. If there is no monitor present, the studio is not open to students. We do not guarantee that every Friday will be available due to holidays, events, maintenance, and Pratt activities. Supplies and materials are limited on Student Rental Fridays and will be administered by the monitor working that day.

**Processing Fee:** There is a non-refundable \$15 per class processing fee for all students at Pratt enrolling in workshops or classes. Pratt refunds this fee only when Pratt cancels or significantly alters a class or workshop.

**Drop Fee:** There is a \$15 drop fee for each class dropped at any point during registration. The fee is subtracted from any refund due to the student. The drop fee is charged when a tuition refund is due to the student. The fee does not apply to students who add one class for each dropped class in a given quarter.

**Class Cancellations:** All classes not meeting their minimum enrollment one week prior to their start date may be cancelled. Pratt calls all affected students to explore placement in other classes.

*Continued on following page.*

Please enroll me in the following classes:

Title	Class #	
1. _____	_____	\$ .....
2. _____	_____	\$ .....
3. _____	_____	\$ .....
4. _____	_____	\$ .....
Subtotal		\$ .....

I am a current Master level member or have signed up for a Master level membership below and am eligible for Master Member prices.

**membership information**

**Membership Fee** \$ .....

To take advantage of the member benefits, including Master class prices please begin my annual membership:  Apprentice \$50  Journeyman \$75  Master \$120

**pratt fine arts center annual fund**

Pratt needs your support! Tuition only covers half of our operating costs. Your donation makes a difference!

**YES! Please accept my tax-deductible contribution\* to Pratt's Annual Fund** **Annual Fund Donation** \$ .....

My company has a matching gift program: Company Name .....

\*Pratt Fine Arts Center is a registered 501 (c)(3) organization. Donations are tax deductible to the extent allowable by law.

There is a required \$15 processing fee for each class. (\$15 x total number of classes - REQUIRED)	\$ .....
---	----------

**payment method**

**TOTAL DUE** \$ .....

Visa/MC/Discover/Amex  Check enclosed (payable to Pratt)  Cash  Gift Certificate # .....

Card Number ..... Exp. Date .....

Workstudy \$ .....  Staff \$ .....  Scholarship(s) \$ ..... Specify .....

Tuition Assistance \$ .....  Voucher .....

**X** .....

**signature required for registration**

For youth under 18, parent or guardian name and signature on application are required.

Submission of this signed registration form constitutes applicants acceptance of payment method indicated above and all terms and conditions in the registration policies including the conditions of Pratt's refund policy and the waiver below. Pratt reserves the right to cancel any class or workshop in which case we are liable only for the tuition, lab, model and processing fee paid by the applicant to Pratt. Pratt reserves the right to reschedule any class or workshop or replace any instructor. In the event of unreasonable conduct, Pratt reserves the unconditional right to terminate a student's enrollment. All the above terms and conditions apply to any class added to this registration.

Waiver: In consideration of my participation in the educational programs and use of the facilities, I hereby discharge and forever hold harmless Pratt Fine Arts Center, its staff, volunteers, the City of Seattle Department of Parks and Recreation and all agencies whose property and personnel are used as part of Pratt's program and any sponsoring, co-sponsoring or funding agency(ies) or individual(s) for responsibility for any injury, illness, death, damage, loss, accident, delay or irregularity which may be occasioned for any reason whatsoever during the course of my participation. I certify that I am physically able to participate in all the activities for which I am enrolled. Pratt assumes no responsibility for losses or additional expenses due to included beyond my control. I also give my permission for Pratt Fine Arts Center to use without limitation or obligation photographs, film footage, tape or video recordings that may include my image or voice.

If you have questions regarding these policies, please contact Pratt at 206.328.2200 or email info@pratt.org.

# pratt **spring** calendar

## april

### 5<sup>th</sup> **WHITE SHADOWS**

**Anna-Karin Johansson and Armelle Bouchet O'Neill**

Opening: 1st Thursday April 5, 5-8pm

Public hours: Wednesdays- Saturdays, 12-5pm and by appointment

**Pratt Gallery at Tashiro Kaplan Studios,  
312 S Washington St, Studio A1**

**THURSDAY, APRIL 5-28 2012**

White Shadows is the reunion of two artists, who using light as the starting point of inspiration, will create a space where glass sculptures and site specific installations will exist in symbiosis. In their work, Armelle Bouchet O'Neill and Anna-Karin Johansson show a common aesthetic, often defined as subtle, quiet, sensitive, intriguing and ephemeral.

### 13<sup>th</sup> **VISITING ARTIST LECTURE** **GLASS ARTIST CAROLINE MADDEN**

Friday April 13th, 6.30pm at Pratt



**Reflections of Lough na Boora**  
Blown and sculpted glass



**Left: Armelle B. O'Neill**  
Landscape study (detail)  
2011, Sand carved float glass.  
Photo: Stephen Vest



**Right: Anna-Karin Johansson**  
Work in process (detail)  
2011, Straps, tape and mirror.

## may

### 3<sup>rd</sup> **STILL LIFE: OBJECTS ON A TABLE**

**By Eric Day Chamberlain**

Reception 1st Thursday May 3, 5-8pm

**THURSDAY MAY 3- JUNE 2, 2012**

The show in May will consist of small to large-scale still lifes composed of simple objects on a table. The work will include paintings, drawings, and prints. Eric Day Chamberlain received a MFA from Southern Methodist University in Dallas, TX and a BFA in Printmaking from University of Washington. In January 2011 he attended the Vermont Studio Center and is the current Seattle Print Arts Scholarship recipient at Pratt. Eric has taught at Pratt for nearly 10 years.



**Eric Day Chamberlain**  
Still Life with Red Plate  
Oil on canvas  
24" x 36" 2010  
photo: Dale Lang

### 5<sup>th</sup> **30TH ANNUAL FINE ART AUCTION**

**Bell Harbor International Conference Center**

Preview Night, May 4, 5pm

## june

### 7<sup>th</sup> **BRONZE AGE**

This show focuses on work from the Sculpture Program. It showcases the art of the people who are casting bronze at Pratt Fine Arts; students, renters and instructors, and shows a range of styles from abstract to figurative. Included are Lee Campbell, Mark Walker, Mark Dahn, Allen Emhoff and Joyce Larkins.

**THURSDAY JUNE 7-30 2012**

1st Thursday reception June 7 5-8pm



**Lee Campbell**  
Voyage III made 2009  
Cast glass, cast bronze, wood, with a steel base.  
Photo courtesy of artist

\* Pratt Gallery at Tashiro Kaplan Studios,  
312 S. Washington St. Studio A1  
Hours: Wed.-Sat. 12-5pm and by appointment

**PRATT** FINE ARTS  
CENTER

1902 South Main Street  
Seattle, WA 98144-2206  
www.pratt.org

Non-Profit Org.  
U.S. Postage  
**PAID**  
Seattle, WA  
Permit No. 1354

---

IF YOU PREFER TO VIEW OUR CLASS CATALOG ONLINE AND BE REMOVED FROM OUR MAILING LIST, PLEASE CONTACT 206.328.2200

MAY

05

---

30th annual fine art auction  
save the date | pratt fine arts center

bell harbor international conference center  
2211 alaskan way, pier 66

for more information call 206.328.2200, email [rdaniel@pratt.org](mailto:rdaniel@pratt.org)  
or visit our website at [www.pratt.org](http://www.pratt.org)